

Go Further

ford.com

VEHICLE DESCRIPTION

F-150

2021 F-150 4X4 SUPERCREW  
145" WHEELBASE  
5.0L V8 ENGINE  
ELEC TEN-SPEED AUTO W/TOW M

EXTERIOR  
CARBONIZED GRAY  
INTERIOR  
DARK SLATE CLOTH 40CONSLE40

MF A74049

STANDARD EQUIPMENT INCLUDED AT NO EXTRA CHARGE

EXTERIOR

- DAYTIME RUNNING LAMPS
- EASY FUEL® CAPLESS FILLER
- FOG LAMPS
- FULLY BOXED STEEL FRAME
- HEADLAMPS - AUTO HIGH BEAM
- HEADLAMPS - AUTOLAMP (ON/OFF)
- MANUAL FOLD POWER MIRRORS
- PICKUP BOX TIE DOWN HOOKS
- POWER TAILGATE LOCK
- REAR PRIVACY GLASS
- TRAILER SWAY CONTROL

INTERIOR

- 1TOUCH UP/DOWN DR/PASS WIN
- 60/40 FOLD-UP REAR BENCH SEAT
- DOOR LOCKS - POWER
- DUAL VISOR VANITY MIRRORS
- ILLUMINATED ENTRY
- MESSAGE CTR: OUTSIDE TEMP, COMPASS, TRIP COMPUTER
- POWERPOINTS - 12V
- TILT/TELESCOPE STR COLUMN

FUNCTIONAL

- AUTO HOLD
- AUTO START STOP TECH
- BLIS W/CROSS-TRAFFIC ALERT
- DYNAMIC HITCH ASSIST
- ELECT 4X4 SHIFT-ON-FLY
- FORDPASS CONNECT™ 4G HOTSPOT TELEMATICS MODEM
- GAS-CHARGED SHOCKS
- LANE-KEEPING SYSTEM
- POST-COLLISION BRAKING
- PRE-COLLISION ASSIST W/AEB
- REVERSE BRAKE ASSIST
- REVERSE SENSING AND REAR VIEW CAMERA
- SELECTSHIFT®

SAFETY/SECURITY

- ADVANCETRAC® WITH RSC®
- AIRBAGS - FRONT SEAT MOUNTED SIDE IMPACT
- AIRBAGS - SAFETY CANOPY®
- CTR HIGH MOUNT STOP LAMP
- PERIMETER ALARM
- SOS POST-CRASH ALERT SYST™
- TIRE PRESSURE MONIT SYS

INCLUDED ON THIS VEHICLE  
EQUIPMENT GROUP 302A

- XLT SERIES
- ELECTRONIC AUTO TEMP CONTROL
- SIRIUS XM RADIO
- SYNC 4
- LED SIDE-MIRROR SPOTLIGHTS
- REMOTE START SYSTEM
- LED BOX LIGHTING

OPTIONAL EQUIPMENT/OTHER

.XLT CHROME APPEARANCE PACKAGE

.18" CHROME-LIKE PVD WHEELS

5.0L V8 ENGINE

275/65R18 OWL ALL-TERRAIN TIRE

3.31 RATIO REGULAR AXLE

7050# GVWR PACKAGE

CALIFORNIA XLT VALUE PKG

FRONT LICENSE PLATE BRACKET

CHROME STEP BARS

50 STATE EMISSIONS

ONBOARD 400W OUTLET

CONNECTED BUILT-IN NAVIGATION

TRAILER TOW PACKAGE

.INTEGRATED TRAILER BRAKE CONT

MIRROR MAN FOLD W/POWER GLASS

CLOTH 40/CONSOLE/40

DAYTIME RUNNING LAMPS

BEDLINER-PLASTIC DROP-IN \*ACCY

FLEX FUEL VEHICLE

(MSRP)

5,730.00

1,995.00

NO CHARGE

NO CHARGE

NO CHARGE

795.00

1,090.00

295.00

45.00

350.00

PRICE INFORMATION

BASE PRICE

43,805.00

TOTAL OPTIONS/OTHER

10,300.00

TOTAL VEHICLE & OPTIONS/OTHER

54,105.00

DESTINATION & DELIVERY

1,695.00

TOTAL BEFORE DISCOUNTS

55,800.00

XLT HIGH CHRM OR SPRT

- 2,000.00

TOTAL SAVINGS

- 2,000.00

EPA DOT

Fuel Economy and Environment

E85

Flexible-Fuel Vehicle  
Gasoline-Ethanol (E85)

Fuel Economy

19

combined city/hwy

16

city

22

highway

5.3

gallons per 100 miles

Standard Pickup Trucks range from 14 to 27 MPG. The best vehicle rates 141 MPGe. Values are based on gasoline and do not reflect performance and ratings based on E85.

You spend

\$3,250

more in fuel costs over 5 years compared to the average new vehicle.

Driving Range

Gasoline: 513 miles

Ethanol (E85): 351 miles

Annual fuel cost

\$2,150

Fuel Economy & Greenhouse Gas Rating (tailpipe only)

3

1 10 Best

This vehicle emits 479 grams CO<sub>2</sub> per mile. The best emits 0 grams per mile (tailpipe only). Producing and distributing fuel also create emissions; learn more at fueleconomy.gov.

Smog Rating (tailpipe only)




5

1 10 Best


Actual results will vary for many reasons, including driving conditions and how you drive and maintain your vehicle. The average new vehicle gets 27 MPG and costs \$7,500 to fuel over 5 years. Cost estimates are based on 15,000 miles per year at \$2.70 per gallon. This is a dual fueled automobile. MPGe is miles per gasoline gallon equivalent. Vehicle emissions are a significant cause of climate change and smog.

fueleconomy.gov

Calculate personalized estimates and compare vehicles



Smartphone QR Code™



GOVERNMENT 5-STAR SAFETY RATINGS

Overall Vehicle Score

Not Rated

Based on the combined ratings of frontal, side and rollover. Should ONLY be compared to other vehicles of similar size and weight.

Frontal Crash

Driver Passenger

Not Rated Not Rated

Based on the risk of injury in a frontal impact. Should ONLY be compared to other vehicles of similar size and weight.

Side Crash

Front seat Rear seat

Not Rated Not Rated

Based on the risk of injury in a side impact.

Rollover

Not Rated

Based on the risk of rollover in a single-vehicle crash.

Star ratings range from 1 to 5 stars (★★★★★), with 5 being the highest.

Source: National Highway Traffic Safety Administration (NHTSA).

www.safercar.gov or 1-888-327-4236


1FTFW1E55MFA74049



WARNING:

Operating, servicing and maintaining a passenger vehicle, pickup truck, v vehicle can expose you to chemicals including engine exhaust, carbon monoxide, phtl lead, which are known to the State of California to cause cancer and birth defects or other reproductive harm. To minimize exposure, avoid breathing exhaust, do not idle the engine except as necessary, service your vehicle in a well-ventilated area and wear gloves or wash your hands frequently when servicing your vehicle. For more information go to www.P65Warnings.ca.gov/passenger-vehicle.

rates may apply. Text HELP for help



www.ford.com/help/privacy-terms/

2202101270017