



Go Further

ford.com

VEHICLE DESCRIPTION

F-150

2022 F-150 4X4 SUPERCREW  
145" WHEELBASE  
5.0L V8 ENGINE  
ELEC TEN-SPEED AUTO W/TOW M

EXTERIOR  
ATLAS BLUE METALLIC  
INTERIOR  
BLACK SPORT CLOTH40/CON/40

NF B64835

STANDARD EQUIPMENT INCLUDED AT NO EXTRA CHARGE

EXTERIOR

- DAYTIME RUNNING LAMPS
- EASY FUEL® CAPLESS FILLER
- FULLY BOXED STEEL FRAME
- HALOGEN HEADLAMPS
- HEADLAMPS - AUTO HIGH BEAM
- HEADLAMPS - AUTOLAMP (ON/OFF)
- LOCKING REMOVABLE TAILGATE
- PICKUP BOX TIE DOWN HOOKS
- TRAILER SWAY CONTROL
- WIPERS- INTERMITTENT

INTERIOR

- 4" PRODUCTIVITY SCREEN
- 60/40 FOLD-UP REAR BENCH SEAT
- DUAL SUNVISORS
- MESSAGE CTR: OUTSIDE TEMP, COMPASS, TRIP COMPUTER
- POWERPOINTS - 12V
- TILT/TELESCOPE STR COLUMN

FUNCTIONAL

- AUTO HOLD
- CURVE CONTROL
- DYNAMIC HITCH ASSIST
- ELECT 4X4 SHIFT-ON-FLY
- FAIL-SAFE COOLING SYSTEM
- FORDPASS CONNECT™ 4G HOTSPOT TELEMATICS MODEM
- GAS-CHARGED SHOCKS
- OUTBOARD MNTD REAR SHOCKS
- PRE-COLLISION ASSIST W/AEB
- PWR RACK AND PINION STEER
- REAR VIEW CAMERA
- SELECTSHIFT®

SAFETY/SECURITY

- ADVANCETRAC™ WITH RSC®
- AIRBAGS - FRONT SEAT MOUNTED SIDE IMPACT
- AIRBAGS - SAFETY CANOPY®
- CTR HIGH MOUNT STOP LAMP
- SECURILOCK® ANTI-THEFT SYS
- SOS POST-CRASH ALERT SYST™
- TIRE PRESSURE MONIT SYS

INCLUDED ON THIS VEHICLE

EQUIPMENT GROUP 101A

- XL SERIES
- XL POWER EQUIPMENT GROUP
- CRUISE CONTROL
- REVERSE SENSING SYSTEM

OPTIONAL EQUIPMENT/OTHER

5.0L V8 ENGINE

3.31 RATIO REGULAR AXLE

7050# GVWR PACKAGE

STX BLACK APPEARANCE PACKAGE

.275/60R20 BSW ALL-TERRAIN

.SYNC 4 W/ENHANCED VOICE RECOG

.REAR-WINDOW DEFROSTER

.AM/FM STEREO

.FOG LAMPS

.20" GLOSS BLACK ALUM WHEELS

.PRIVACY GLASS

50 STATE EMISSIONS

INTERIOR WORK SURFACE

AUTO START-STOP REMOVAL

CLASS IV TRAILER HITCH

BED UTILITY PACKAGE

.BOXLINK

.TAILGATE STEP

.LED BOX LIGHTING

STX SPORT CLOTH 40/CON/40

FLEX FUEL VEHICLE

(MSRP)

920.00

2,335.00

NO CHARGE

3,370.00

NO CHARGE

195.00

- 50.00

315.00

695.00

295.00

PRICE INFORMATION

BASE PRICE

\$42,800.00

TOTAL OPTIONS/OTHER

8,075.00

TOTAL VEHICLE & OPTIONS/OTHER

50,875.00

DESTINATION & DELIVERY

1,795.00

TOTAL BEFORE DISCOUNTS

52,670.00

XL HIGH DISCOUNT

- 750.00

STX BLACK PKG DISCOUNT

- 750.00

TOTAL SAVINGS

- 1,500.00

EPA DOT

Fuel Economy and Environment

E85 Flexible-Fuel Vehicle Gasoline-Ethanol (E85)

Fuel Economy

18

MPG

combined city/hwy

16

city

22

highway

5.6

gallons per 100 miles

Standard Pickup Trucks range from 12 to 70 MPG. The best vehicle rates 142 MPGe. Values are based on gasoline and do not reflect performance and ratings based on E85.

You spend **\$3,250** more in fuel costs over 5 years compared to the average new vehicle.

Driving Range

Gasoline: 486 miles

Ethanol (E85): 378 miles

Annual fuel cost

\$1,950

Fuel Economy & Greenhouse Gas Rating (tailpipe only)

3

10

Best

Smog Rating (tailpipe only)

1

5

10




Best

This vehicle emits 494 grams CO<sub>2</sub> per mile. The best emits 0 grams per mile (tailpipe only). Producing and distributing fuel also create emissions; learn more at fueleconomy.gov.


Actual results will vary for many reasons, including driving conditions and how you drive and maintain your vehicle. The average new vehicle gets 27 MPG and costs \$6,500 to fuel over 5 years. Cost estimates are based on 15,000 miles per year at \$2.35 per gallon. This is a dual fueled automobile. MPGe is miles per gasoline gallon equivalent. Vehicle emissions are a significant cause of climate change and smog.

fueleconomy.gov

Calculate personalized estimates and compare vehicles



Smartphone QR Code™



GOVERNMENT 5-STAR SAFETY RATINGS

Overall Vehicle Score

★★★★★

Based on the combined ratings of frontal, side and rollover. Should ONLY be compared to other vehicles of similar size and weight.

Frontal Crash

Driver Passenger

★★★★★

★★★★★

Based on the risk of injury in a frontal impact. Should ONLY be compared to other vehicles of similar size and weight.

Side Crash

Front seat Rear seat

★★★★★

★★★★★

Based on the risk of injury in a side impact.

Rollover

★★★★

Based on the risk of rollover in a single-vehicle crash.

Star ratings range from 1 to 5 stars (★★★★★), with 5 being the highest. Source: National Highway Traffic Safety Administration (NHTSA). www.safercar.gov or 1-888-327-4236


1FTFW1E53NFB64835



WARNING:

Operating, servicing and maintaining a passenger vehicle, pickup truck, v vehicle can expose you to chemicals including engine exhaust, carbon monoxide, phtl lead, which are known to the State of California to cause cancer and birth defects or other reproductive harm. To minimize exposure, avoid breathing exhaust, do not idle the engine except as necessary, service your vehicle in a well-ventilated area and wear gloves or wash your hands frequently when servicing your vehicle. For more information go to www.P65Warnings.ca.gov/passenger-vehicle.

rates may apply. Text HELP for help



www.ford.com/help/privacy-terms/

	RAMP ONE		TOTAL MSRP \$51,170.00
	CH29	CONVOY	
	RAMP TWO	ITEM #:	
		24-1552 O/T 1	
	This label is affixed pursuant to the Federal Automobile Information Disclosure Act. Gasoline, License, and Title Fees, State and Local taxes are not included. Dealer installed options or accessories are not included unless listed above.		SPECIAL ORDER NF151 N RB 2X 255 003731 06 15 22