

Go Further

ford.com

VEHICLE DESCRIPTION

F-150

2020 F-150 4X4 SUPERCREW  
157" WHEELBASE  
3.5L V6 ECOBOOST  
ELEC 10-SPEED AUTO W/TOW MO

EXTERIOR  
STAR WHITE METALLIC TRI-COA  
INTERIOR  
JAVA INT W/KINGSVILLE LEATH

LF B77360

STANDARD EQUIPMENT INCLUDED AT NO EXTRA CHARGE

EXTERIOR

- BOX LIGHTING-LED
- BOXLINK™
- EXHAUST TIP - CHROME
- FOG LAMPS-LED
- GRILLE - 2-BAR CHROME W/ CARIBOU INSERTS
- HEADLAMPS-QUAD BEAM LED
- LED SIDE-MIRROR SPOTLIGHTS
- POWER ADJ/HEATED/POWER FOLD EXTERIOR MIRRORS
- POWER SLIDING REAR WINDOW W/DEFROST & PRIVACY TINT
- REMOTE TAILGATE RELEASE
- TAIL LAMPS - LED

INTERIOR

- 110V/400W OUTLET
- 2ND ROW HEATED SEATS
- 60/40 FOLD-UP REAR BENCH
- 8.0" PRODUCTIVITY SCREEN
- ADJUST PEDALS W/MEMORY
- AMBIENT LIGHTING-ONE COLOR
- GENUINE WOOD ACCENTS
- HTD/VENTILATED FRT SEATS
- KING RANCH FLOOR MATS
- LEATHER BUCKET FRONT SEATS
- LTHR WRAPPED HTD STR WHL
- POWER DRIV AND PASS SEATS- 10-WAY WITH DRIV MEMORY AND LUMBAR
- PWR TILT/TEL STR COL W/MEM

FUNCTIONAL

- B&O SOUND SYSTEM
- BLIS W/CROSS-TRAFFIC ALERT
- DYNAMIC HITCH ASSIST
- FORDPASS™ CONNECT 4GWI-FI HOTSPOT TELEMATICS MODEM
- INTELLIGENT ACCESS W/PUSH BUTTON START
- LANE KEEPING SYSTEM
- PRE-COLLISION ASSIST W/AEB
- REMOTE START
- REVERSE SENSING AND REAR VIEW CAMERA
- SIRIUSXM® - SVC N/A AK&HI
- SYNC®3 8" SCR N W/APPLINK®
- VOICE ACTIVATED NAVIGATION

SAFETY/SECURITY

- ADVANCED SECURITY PACK
- ADVANCETRAC® WITH RSC®
- AIRBAGS - FRONT SEAT MOUNTED SIDE IMPACT
- AIRBAGS - SAFETY CANOPY®
- LED CTR HIGH MNT STOP LAMP
- SOS POST-CRASH ALERT SYSTM™
- TIRE PRESSURE MONIT SYS

INCLUDED ON THIS VEHICLE  
EQUIPMENT GROUP 601A

- KING RANCH SERIES
- TAILGATE STEP
- INFLATABLE REAR SAFETY BELTS
- POWER-DEPLOYABLE RUNNING BDS

(MSRP)

3,725.00

OPTIONAL EQUIPMENT/OTHER

2020 MODEL YEAR

STAR WHITE METALLIC TRI-COAT

3.5L V6 ECOBOOST

.275/55R20 OWL ALL-TERRAIN

3.55 ELECTRONIC LOCK RR AXLE

7050# GVWR PACKAGE

KING RANCH CHROME APPEARANCE

.20" CHROME-LIKE PVD WHEELS

FRONT LICENSE PLATE BRACKET

CHROME FRONT/REAR BUMPERS

CALIFORNIA EMISSIONS SYSTEM

TWIN PANEL MOONROOF

PRO TRAILER BACKUP ASSIST

ADAPT CRUISE-STOPGO-PEDEST DEC

MAX TRAILER TOW PACKAGE

.36GAL EXTENDED RANGE FUEL TAN

.INTEGRATED TRAILER BRAKE CONT

MIRROR POWER TELE/GLASS/FOLD

FX4 OFF-ROAD PACKAGE

.SKID PLATES

.FLOOR LINER - TRAY STYLE

KING RANCH MONO PAINT PKG

TECHNOLOGY PACKAGE

.360-DEGREE CAMERA

(MSRP)

595.00

600.00

NO CHARGE

1,995.00

NO CHARGE

NO CHARGE

1,495.00

1,250.00

1,295.00

250.00

905.00

NO CHARGE

1,195.00

PRICE INFORMATION

BASE PRICE

56,715.00

TOTAL OPTIONS/OTHER

13,305.00

TOTAL VEHICLE & OPTIONS/OTHER

70,020.00

DESTINATION & DELIVERY

1,695.00

TOTAL BEFORE DISCOUNTS

71,715.00

KING RANCH LUX DISCOUNT

- 500.00

KING RANCH CHROME DISCT


- 750.00

TECH & ADP CRUISE DISCT

- 500.00


TOTAL SAVINGS

- 1,750.00

|  |   |                          |   |
|--|---|--------------------------|---|
|  | RAMP ONE  |                          | TOTAL MSRP \$69,965.00  |
|  | CV59  |                          |   |
|  | RAMP TWO  | CONVOY                   | <div><div>Whether you decide to lease or finance your vehicle, you'll find the choices that are right for you. See your dealer for details or visit <a href="http://www.ford.com/finance">www.ford.com/finance</a>.</div></div> <div>FORD CREDIT</div> |
|  |   | ITEM #:<br>44-J420 O/T 2 |   |
|  | This label is affixed pursuant to the Federal Automobile Information Disclosure Act. Gasoline, License, and Title Fees, State and Local taxes are not included. Dealer installed options or accessories are not included unless listed above. |                          | LF161 N RB 2X 040 002906 06 16 20   |


EPA DOT

Fuel Economy and Environment



Gasoline Vehicle

Fuel Economy



18 MPG

combined city/hwy

16 city

22 highway

5.6 gallons per 100 miles

Standard Pickup Trucks range from 14 to 27 MPG. The best vehicle rates 136 MPGe.

You spend

\$3,750

more in fuel costs over 5 years compared to the average new vehicle.

Annual fuel cost

\$2,250

Fuel Economy & Greenhouse Gas Rating (tailpipe only)

Smog Rating (tailpipe only)

1

3

10

Best

1

5





10

Best


This vehicle emits 488 grams CO<sub>2</sub> per mile. The best emits 0 grams per mile (tailpipe only). Producing and distributing fuel also create emissions; learn more at [fuelconomy.gov](http://fuelconomy.gov).

fueleconomy.gov

Calculate personalized estimates and compare vehicles



Smartphone QR Code™



GOVERNMENT 5-STAR SAFETY RATINGS

Overall Vehicle Score

★★★★★

Based on the combined ratings of frontal, side and rollover. Should ONLY be compared to other vehicles of similar size and weight.

Frontal Crash

Driver Passenger

★★★★★

Based on the risk of injury in a frontal impact. Should ONLY be compared to other vehicles of similar size and weight.

Side Crash

Front seat Rear seat

★★★★★

Based on the risk of injury in a side impact.

Rollover

★★★★

Based on the risk of rollover in a single-vehicle crash.


Star ratings range from 1 to 5 stars (★★★★★), with 5 being the highest.

Source: National Highway Traffic Safety Administration (NHTSA).

[www.safercar.gov](http://www.safercar.gov) or 1-888-327-4236


1FTFW1E48LFB77360





WARNING: Operating, servicing and maintaining a passenger vehicle, pickup truck, v vehicle can expose you to chemicals including engine exhaust, carbon monoxide, phtl lead, which are known to the State of California to cause cancer and birth defects or other reproductive harm. To minimize exposure, avoid breathing exhaust, do not idle the engine except as necessary, service your vehicle in a well-ventilated area and wear gloves or wash your hands frequently when servicing your vehicle. For more information go to [www.P65Warnings.ca.gov/passenger-vehicle](http://www.P65Warnings.ca.gov/passenger-vehicle).

rates may apply. Text HELP for help



[www.ford.com/help/privacy-terms/](http://www.ford.com/help/privacy-terms/)