



Go Further

ford.com

VEHICLE DESCRIPTION

F-150

2021 F-150 4X2 SUPERCREW
145" WHEELBASE
3.5L POWERBOOST FULL HYBRID
HYBRID ELEC 10-SPD AUTO TRA

EXTERIOR
OXFORD WHITE
INTERIOR
DARK SLATE CLOTH 40/20/40

MF A54514

STANDARD EQUIPMENT INCLUDED AT NO EXTRA CHARGE

EXTERIOR

- DAYTIME RUNNING LAMPS
- EASY FUEL® CAPLESS FILLER
- FULLY BOXED STEEL FRAME
- HALOGEN HEADLAMPS
- HEADLAMPS - AUTO HIGH BEAM
- HEADLAMPS - AUTOLAMP (ON/OFF)
- LOCKING REMOVABLE TAILGATE
- PICKUP BOX TIE DOWN HOOKS
- TRAILER SWAY CONTROL
- WIPERS- INTERMITTENT

INTERIOR

- 4" PRODUCTIVITY SCREEN
- 60/40 FOLD-UP REAR BENCH SEAT
- DUAL SUNVISORS
- MESSAGE CTR: OUTSIDE TEMP, COMPASS, TRIP COMPUTER
- POWERPOINTS - 12V
- TILT/TELESCOPE STR COLUMN

FUNCTIONAL

- AUTO HOLD
- AUTO START STOP TECH
- CURVE CONTROL
- DYNAMIC HITCH ASSIST
- FAIL-SAFE COOLING SYSTEM
- FORDPASS CONNECT™ 4G HOTSPOT TELEMATICS MODEM
- GAS-CHARGED SHOCKS
- HILL START ASSIST
- OUTBOARD MNTD REAR SHOCKS
- PRE-COLLISION ASSIST W/AEB
- PWR RACK AND PINION STEER
- REAR VIEW CAMERA
- SELECTSHIFT®

SAFETY/SECURITY

- ADVANCETRAC® WITH RSC®
- AIRBAGS - FRONT SEAT MOUNTED SIDE IMPACT
- AIRBAGS - SAFETY CANOPY®
- CTR HIGH MOUNT STOP LAMP
- SECURILOCK® ANTI-THEFT SYS
- SOS POST-CRASH ALERT SYSTM™
- TIRE PRESSURE MONIT SYS

INCLUDED ON THIS VEHICLE
EQUIPMENT GROUP 101A

- XL SERIES
- XL POWER EQUIPMENT GROUP
- CRUISE CONTROL
- REVERSE SENSING SYSTEM

OPTIONAL EQUIPMENT/OTHER

1006-641M07/15/20CA

.17" SILVER STEEL WHEELS

3.5L POWERBOOST FULL HYBRID
HYBRID ELEC 10-SPD AUTO TRANS

.245/70R 17 BSW ALL-SEASON

3.55 ELECTRONIC LOCK RR AXLE

7350# GVWR PACKAGE

FRONT LICENSE PLATE BRACKET

COLOR-COORDINATED CARPET

50 STATE EMISSIONS

REAR-WINDOW DEFROSTER

ELECTRONIC AUTO TEMP CONTROL

PRIVACY GLASS

(MSRP)

920.00

4,495.00

NO CHARGE

NO CHARGE

145.00

NO CHARGE

220.00

100.00

PRICE INFORMATION

BASE PRICE

\$36,650.00

TOTAL OPTIONS/OTHER

5,880.00

TOTAL VEHICLE & OPTIONS/OTHER
DESTINATION & DELIVERY

42,530.00
1,695.00

TOTAL BEFORE DISCOUNTS

44,225.00

XL HIGH DISCOUNT


- 750.00

TOTAL SAVINGS

- 750.00


EPA
DOT

Fuel Economy and Environment



Gasoline Vehicle

Fuel Economy



25

MPG

combined city/hwy

25

city

26

highway

4.0

gallons per 100 miles

Standard Pickup Trucks range from 14 to 27 MPG. The best vehicle rates 141 MPGe.

You spend
\$500
more in fuel costs
over 5 years
compared to the
average new vehicle.

Annual fuel cost
\$1,600

Fuel Economy & Greenhouse Gas Rating (tailpipe only)

Smog Rating (tailpipe only)

1 5 10 Best




1 5 10 Best

This vehicle emits 349 grams CO₂ per mile. The best emits 0 grams per mile (tailpipe only). Producing and distributing fuel also create emissions; learn more at fueleconomy.gov.

Actual results will vary for many reasons, including driving conditions and how you drive and maintain your vehicle. The average new vehicle gets 27 MPG and costs \$7,500 to fuel over 5 years. Cost estimates are based on 15,000 miles per year at \$2.70 per gallon. MPGe is miles per gasoline gallon equivalent. Vehicle emissions are a significant cause of climate change and smog.

fueleconomy.gov

Calculate personalized estimates and compare vehicles



GOVERNMENT 5-STAR SAFETY RATINGS

Overall Vehicle Score

Not Rated

Based on the combined ratings of frontal, side and rollover. Should ONLY be compared to other vehicles of similar size and weight.

Frontal Crash

Driver Passenger

Not Rated
Not Rated

Based on the risk of injury in a frontal impact. Should ONLY be compared to other vehicles of similar size and weight.

Side Crash

Front seat
Rear seat

Not Rated
Not Rated

Based on the risk of injury in a side impact.

Rollover

Not Rated

Based on the risk of rollover in a single-vehicle crash.

Star ratings range from 1 to 5 stars (★★★★★), with 5 being the highest.
Source: National Highway Traffic Safety Administration (NHTSA).
www.safercar.gov or 1-888-327-4236

1FTFW1CD2MFA54514






WARNING: Operating, servicing and maintaining a passenger vehicle, pickup truck, v vehicle can expose you to chemicals including engine exhaust, carbon monoxide, phtl lead, which are known to the State of California to cause cancer and birth defects or other reproductive harm. To minimize exposure, avoid breathing exhaust, do not idle the engine except as necessary, service your vehicle in a well-ventilated area and wear gloves or wash your hands frequently when servicing your vehicle. For more information go to www.P65Warnings.ca.gov/passenger-vehicle.

rates may apply.
Text HELP for help



www.ford.com/help/privacy-terms/

	RAMP ONE		RAIL	Whether you decide to lease or finance your vehicle, you'll find the choices that are right for you. See your dealer for details or visit www.ford.com/finance .
	RH27			
	RAMP TWO	ITEM #:	21-837H O/T 5B	 FORD CREDIT
	This label is affixed pursuant to the Federal Automobile Information Disclosure Act. Gasoline, License, and Title Fees, State and Local taxes are not included. Dealer installed options or accessories are not included unless listed above.			<div>SPECIAL ORDER</div> <div>LM211 R RB X 115 002519 12 21 20</div>