

Go Further

ford.com

VEHICLE DESCRIPTION

F-150

2022 F-150 4X2 SUPERCAB  
145" WHEELBASE  
2.7L V6 ECOBOOST  
ELEC TEN-SPEED AUTO W/TOW M

EXTERIOR  
CARBONIZED GRAY METALLIC  
INTERIOR  
BLACK SPORT 40/CONSOLE/40

NK D33882

STANDARD EQUIPMENT INCLUDED AT NO EXTRA CHARGE

EXTERIOR

- DAYTIME RUNNING LAMPS
- EASY FUEL® CAPLESS FILLER
- FOG LAMPS
- FULLY BOXED STEEL FRAME
- HEADLAMPS - AUTO HIGH BEAM
- HEADLAMPS - AUTOLAMP (ON/OFF)
- MANUAL FOLD POWER MIRRORS
- PICKUP BOX TIE DOWN HOOKS
- POWER TAILGATE LOCK
- REAR PRIVACY GLASS
- REAR, 170-DEGREE DOOR
- TRAILER SWAY CONTROL

INTERIOR

- 1TOUCH UP/DOWN DR/PASS WIN
- 60/40 FOLD-UP REAR BENCH SEAT
- DOOR LOCKS - POWER
- DUAL VISOR VANITY MIRRORS
- ILLUMINATED ENTRY
- MESSAGE CTR: OUTSIDE TEMP, COMPASS, TRIP COMPUTER
- POWERPOINTS - 12V
- TILT/TELESCOPE STR COLUMN

FUNCTIONAL

- AUTO HOLD
- BLIS W/CROSS-TRAFFIC ALERT
- DYNAMIC HITCH ASSIST
- FORDPASS CONNECT™ 4G HOTSPOT TELEMATICS MODEM
- GAS-CHARGED SHOCKS
- LANE-KEEPING SYSTEM
- MYKEY®
- POST-COLLISION BRAKING
- PRE-COLLISION ASSIST W/AEB
- REVERSE BRAKE ASSIST
- REVERSE SENSING AND REAR VIEW CAMERA
- SELECTSHIFT®

SAFETY/SECURITY

- ADVANCETRAC™ WITH RSC®
- AIRBAGS - FRONT SEAT MOUNTED SIDE IMPACT
- AIRBAGS - SAFETY CANOPY®
- CTR HIGH MOUNT STOP LAMP
- PERIMETER ALARM
- SOS POST-CRASH ALERT SYSTM
- TIRE PRESSURE MONIT SYS

INCLUDED ON THIS VEHICLE

EQUIPMENT GROUP 302A

- XLT SERIES
- ELECTRONIC AUTO TEMP CONTROL
- SIRIUS XM W/ 360L
- SYNC 4 W/ENHANCED VOICE RECOG
- LED SIDE-MIRROR SPOTLIGHTS
- REMOTE START SYSTEM

OPTIONAL EQUIPMENT/OTHER

- 2.7L V6 ECOBOOST 1,195.00
- .265/60R18 BSW ALL-SEASON 3.55 RATIO REGULAR AXLE NO CHARGE
- 6325# GVWR PACKAGE NO CHARGE
- 50 STATE EMISSIONS ONBOARD 400W OUTLET 795.00
- CNCTD BLT-IN NAV (3-YR INC) 80.00
- CLASS IV TRAILER HITCH 275.00
- MIRROR MAN FOLD W/POWER GLASS BOXLINK 300.00
- INTEGRATED TRAILER BRAKE CONT
- XLT SPORT APPEARANCE PACKAGE
- .18" 6-SPOKE GLOSS BLACK WHEEL

DEALER INSTALLED OPTIONS

- Bed Divider 365.00

PRICE INFORMATION

BASE PRICE

\$39,540.00

TOTAL OPTIONS/OTHER

8,685.00

TOTAL VEHICLE & OPTIONS/OTHER

48,225.00

DESTINATION & DELIVERY

1,695.00

TOTAL BEFORE DISCOUNTS

49,920.00

XLT HIGH CHRM OR SPRT


- 2,000.00

TOTAL SAVINGS

- 2,000.00


EPA DOT

Fuel Economy and Environment



Gasoline Vehicle

Fuel Economy



22 MPG

combined city/hwy

20 city

26 highway

4.5 gallons per 100 miles

Standard Pickup Trucks range from 12 to 27 MPG. The best vehicle rates 142 MPGe.

You spend

\$1,500

more in fuel costs over 5 years compared to the average new vehicle.

Annual fuel cost

\$1,600

Fuel Economy & Greenhouse Gas Rating (tailpipe only)

Smog Rating (tailpipe only)

1 5 10

Best




1 6 10

Best

This vehicle emits 404 grams CO<sub>2</sub> per mile. The best emits 0 grams per mile (tailpipe only). Producing and distributing fuel also create emissions; learn more at fueleconomy.gov.

fueleconomy.gov

Calculate personalized estimates and compare vehicles



GOVERNMENT 5-STAR SAFETY RATINGS

Overall Vehicle Score

★★★★★

Based on the combined ratings of frontal, side and rollover. Should ONLY be compared to other vehicles of similar size and weight.

Frontal Crash

Driver Passenger

★★★★★

Based on the risk of injury in a frontal impact. Should ONLY be compared to other vehicles of similar size and weight.

Side Crash

Front seat Rear seat

★★★★★

Based on the risk of injury in a side impact.

Rollover

★★★★

Based on the risk of rollover in a single-vehicle crash.

Star ratings range from 1 to 5 stars (★★★★★), with 5 being the highest.

Source: National Highway Traffic Safety Administration (NHTSA).

www.safercar.gov or 1-888-327-4236

1FTEX1CP8NKD33882





**WARNING:** Operating, servicing and maintaining a passenger vehicle, pickup truck, v vehicle can expose you to chemicals including engine exhaust, carbon monoxide, phtl lead, which are known to the State of California to cause cancer and birth defects or other reproductive harm. To minimize exposure, avoid breathing exhaust, do not idle the engine except as necessary, service your vehicle in a well-ventilated area and wear gloves or wash your hands frequently when servicing your vehicle. For more information go to www.P65Warnings.ca.gov/passenger-vehicle.

rates may apply. Text HELP for help



www.ford.com/help/privacy-terms/

	RAMP ONE		CONVOY	Whether you decide to lease or finance your vehicle, you'll find the choices that are right for you. See your dealer for details or visit <a href="http://www.ford.com/finance">www.ford.com/finance</a> .
	CA21			
	RAMP TWO	ITEM #:	24-8532 O/T 1	 FORD CREDIT
	This label is affixed pursuant to the Federal Automobile Information Disclosure Act. Gasoline, License, and Title Fees, State and Local taxes are not included. Dealer installed options or accessories are not included unless listed above.			<div>SPECIAL ORDER</div> <div>NA122 N RB 2X 225 002113 01 12 22</div>

2202201213787