


INCLUDED ON THIS VEHICLE		(MSRP)	
<u>EQUIPMENT GROUP 301A</u>		<u>PRICE INFORMATION</u>	
•XLT SERIES		BASE PRICE	\$50,190.00
		TOTAL OPTIONS/OTHER	4,285.00
<u>OPTIONAL EQUIPMENT/OTHER</u>		TOTAL VEHICLE & OPTIONS/OTHER	54,475.00
.EXTENDED RANGE 36GAL FUEL TAN	1,660.00	DESTINATION & DELIVERY	1,995.00
3.5L V6 ECOBOOST			
.265/60R18 BSW ALL-SEASON			
3.55 ELECTRONIC LOCK RR AXLE	NO CHARGE		
6800# GVWR PACKAGE			
FRONT LICENSE PLATE BRACKET	NO CHARGE		
50 STATE EMISSIONS	NO CHARGE		
FLOOR LINER - TRAY STYLE	200.00		
MOBILE OFFICE PACKAGE	1,045.00		
.PARTITIONED LOCKABLE STORAGE			
TOW/HAUL PACKAGE	785.00		
.INTEGRATED TRAILER BRAKE CONT			
18" CHROME-LIKE PVD WHEELS			
BEDLINER-TOUGHBED SPRAYIN*ACCY	595.00		
TX BADGE			

	RAMP ONE		TOTAL MSRP \$56,470.00
	CH02	CONVOY	
	RAMP TWO	ITEM #: 21-Z012 O/T 2	 <p>Whether you decide to lease or finance your vehicle, you'll find the choices that are right for you. See your dealer for details or visit www.ford.com/finance.</p>
	This label is affixed pursuant to the Federal Automobile Information Disclosure Act. Gasoline, License, and Title Fees, State and Local taxes are not included. Dealer installed options or accessories are not included unless listed above.		RK232 N RB 2X 470 002313 10 23 24

EPA
DOT

Fuel Economy and Environment

Gasoline Vehicle

Fuel Economy

20

MPG

combined city/hwy

city

highway

5.0

gallons per 100 miles

Standard Pickup Trucks range from 12 to 73 MPG. The best vehicle rates 140 MPGe.

You spend

\$3,750

more in fuel costs over 5 years compared to the average new vehicle.

Annual fuel cost

\$2,700

Fuel Economy & Greenhouse Gas Rating (tailpipe only)

1

4

10

Best

This vehicle emits 455 grams CO₂ per mile. The best emits 0 grams per mile (tailpipe only). Producing and distributing fuel also create emissions; learn more at fueleconomy.gov.

Smog Rating (tailpipe only)

1

7

10

Best

Actual results will vary for many reasons, including driving conditions and how you drive and maintain your vehicle. The average new vehicle gets 28 MPG and costs \$9,750 to fuel over 5 years. Cost estimates are based on 15,000 miles per year at \$3.60 per gallon. MPGe is miles per gasoline gallon equivalent. Vehicle emissions are a significant cause of climate change and smog.

fueleconomy.gov

Calculate personalized estimates and compare vehicles

Smartphone QR Code™

GOVERNMENT 5-STAR SAFETY RATINGS

Overall Vehicle Score

Based on the combined ratings of frontal, side and rollover.
Should ONLY be compared to other vehicles of similar size and weight.

Frontal Crash

Driver
Passenger

Based on the risk of injury in a frontal impact.
Should ONLY be compared to other vehicles of similar size and weight.

Side Crash

Front seat
Rear seat

Based on the risk of injury in a side impact.


Rollover

Based on the risk of rollover in a single-vehicle crash.

Star ratings range from 1 to 5 stars (★★★★★), with 5 being the highest.

Source: National Highway Traffic Safety Administration (NHTSA).

www.safercar.gov or 1-888-327-4236



47 YEARS

BUILT
Ford
TOUGH

F-SERIES®


AMERICA'S BEST SELLING TRUCKS

The FordPass™ Connect modem is active and sending vehicle data (e.g., diagnostics) to Ford.** See in-vehicle settings for connectivity options.

*Based on 1977–2023 CY total sales.

**FordPass Connect (optional on select vehicles), the FordPass App and complimentary Connected Service are required for remote features (see FordPass Terms for details). Connected service and features depend on compatible AT&T network availability. Evolving technology/cellular networks/vehicle capability may limit functionality and prevent operation of connected features. Connected service excludes Wi-Fi hotspot.

1FTEW3K87RK631139



WARNING: Operating, servicing and maintaining a passenger vehicle, pickup truck, vehicle can expose you to chemicals including engine exhaust, carbon monoxide, oil, lead, which are known to the State of California to cause cancer and birth defects or other reproductive harm. To minimize exposure, avoid breathing exhaust, do not idle the engine except as necessary, and work in a well-ventilated area. Wear gloves or wash your hands frequently when servicing the vehicle. For more information go to www.P65Warnings.ca.gov/passenger-vehicle.