


INCLUDED ON THIS VEHICLE		
<u>EQUIPMENT GROUP 201A</u>		
•STX SERIES		
•18" BLACK PAINTED ALUMINUM WH		
•SKID PLATES		
•LINER-TRAY STYLE-NO CARPET MA		
•LED FOG LAMPS		
<u>OPTIONAL EQUIPMENT/OTHER</u>		
.EXTENDED RANGE 36GAL FUEL TAN		
.LT265/70R18C BSW ALL-TERRAIN		
3.55 ELECTRONIC LOCK RR AXLE		
6650# GVWR PACKAGE		
FRONT LICENSE PLATE BRACKET		
50 STATE EMISSIONS		

	RAMP ONE		TOTAL MSRP \$54,140.00 Scan The QR Code to get more details about this vehicle 
	CA5A	CONVOY	
	RAMP TWO	ITEM #: 71-2582 O/T 2	
	This label is affixed pursuant to the Federal Automobile Information Disclosure Act. Gasoline, License, and Title Fees, State and Local taxes are not included. Dealer installed options or accessories are not included unless listed above.		SH141 N RB 2X 565 005616 08 14 25

Fuel Economy and Environment

Gasoline Vehicle

Fuel Economy

20 **MPG**

combined city/hwy

18

city

23

highway

5.0

gallons per 100 miles

Standard Pickup Trucks range from 12 to 87 MPG. The best vehicle rates 140 MPGe.

You spend
\$3,500

more in fuel costs
over 5 years
compared to the
average new vehicle.

Annual fuel cost
\$2,600

Fuel Economy & Greenhouse Gas Rating (tailpipe only) Smog Rating (tailpipe only)

A horizontal scale from 1 to 10. The number 4 is highlighted in a dark blue circle above the scale. The scale is divided into two sections: 1-5 (light blue) and 6-10 (white). The word 'Best' is at the right end (10).

A horizontal scale from 1 to 10. The number 6 is highlighted in a dark blue circle above the scale. The scale is divided into two sections: 1-6 (light blue) and 7-10 (white). The word 'Best' is at the right end (10).

This vehicle emits 444 grams CO₂ per mile. The best emits 0 grams per mile (tailpipe only). Producing and distributing fuel also create emissions; learn more at fuelconomy.gov.

Actual results will vary for many reasons, including driving conditions and how you drive and maintain your vehicle. The average new vehicle gets 28 MPG and costs \$9,500 to fuel over 5 years. Cost estimates are based on 15,000 miles per year at \$3.50 per gallon. MPGe is miles per gasoline gallon equivalent. Vehicle emissions are a significant cause of climate change and smog.


fuelconomy.gov

Calculate personalized estimates and compare vehicles

Smartphone
QR Code™

GOVERNMENT 5-STAR SAFETY RATINGS


Overall Vehicle Score



Based on the combined ratings of frontal, side and rollover.
Should ONLY be compared to other vehicles of similar size and weight.

Frontal Crash


Driver
Passenger



Based on the risk of injury in a frontal impact.
Should ONLY be compared to other vehicles of similar size and weight.


Side Crash

Front seat
Rear seat



Based on the risk of injury in a side impact.

Rollover



Based on the risk of rollover in a single-vehicle crash.

Star ratings range from 1 to 5 stars (★★★★★), with 5 being the highest.

Source: National Highway Traffic Safety Administration (NHTSA).

www.safercar.gov or 1-888-327-4236



48 YEARS **BUILT Ford TOUGH**

F-SERIES™

AMERICA'S BEST SELLING TRUCKS

The FordPass™ Connect modem is active and sending vehicle data (e.g., diagnostics) to Ford. See in-vehicle settings for connectivity options.**

***Based on 1977–2024 CY total sales.**

****FordPass Connect (optional on select vehicles), the FordPass App and complimentary Connected Service are required for remote features (see FordPass Terms for details). Connected service and features depend on compatible AT&T network availability. Evolving technology/cellular networks/vehicle capability may limit functionality and prevent operation of connected features. Connected service excludes Wi-Fi hotspot.**

 **Protect[®]**

Insist on Ford Protect! The only extended service plan fully backed by Ford and honored at every Ford dealership in the U.S., Canada and Mexico. See your Ford dealer or visit www.FordOwner.com.



Get Prequalified now at
www.ford.com/finance