

Go Further

ford.com

VEHICLE DESCRIPTION

F-150

2022 F-150 4X4 SUPERCREW
145" WHEELBASE
2.7L V6 ECOBOOST
ELEC TEN-SPEED AUTO W/TOW M

EXTERIOR
CARBONIZED GRAY METALLIC
INTERIOR
BLACK SPORT 40/CONSOLE/40

NK E78803

STANDARD EQUIPMENT INCLUDED AT NO EXTRA CHARGE

EXTERIOR

- DAYTIME RUNNING LAMPS
- EASY FUEL® CAPLESS FILLER
- FOG LAMPS
- FULLY BOXED STEEL FRAME
- HEADLAMPS - AUTO HIGH BEAM
- HEADLAMPS - AUTOLAMP (ON/OFF)
- MANUAL FOLD POWER MIRRORS
- PICKUP BOX TIE DOWN HOOKS
- POWER TAILGATE LOCK
- REAR PRIVACY GLASS
- TRAILER SWAY CONTROL

INTERIOR

- 1TOUCH UP/DOWN DR/PASS WIN
- 60/40 FOLD-UP REAR BENCH SEAT
- DOOR LOCKS - POWER
- DUAL VISOR VANITY MIRRORS
- ILLUMINATED ENTRY
- MESSAGE CTR: OUTSIDE TEMP, COMPASS, TRIP COMPUTER
- POWERPOINTS - 12V
- TILT/TELESCOPE STR COLUMN

FUNCTIONAL

- AUTO HOLD
- BLIS W/CROSS-TRAFFIC ALERT
- DYNAMIC HITCH ASSIST
- ELECT 4X4 SHIFT-ON-FLY
- FORDPASS CONNECT™ 4G HOTSPOT TELEMATICS MODEM
- GAS-CHARGED SHOCKS
- LANE-KEEPING SYSTEM
- POST-COLLISION BRAKING
- PRE-COLLISION ASSIST W/AEB
- REVERSE BRAKE ASSIST
- REVERSE SENSING AND REAR VIEW CAMERA
- SELECTSHIFT®

SAFETY/SECURITY

- ADVANCETRAC™ WITH RSC®
- AIRBAGS - FRONT SEAT MOUNTED SIDE IMPACT
- AIRBAGS - SAFETY CANOPY®
- CTR HIGH MOUNT STOP LAMP
- PERIMETER ALARM
- SOS POST-CRASH ALERT SYST™
- TIRE PRESSURE MONIT SYS

INCLUDED ON THIS VEHICLE

EQUIPMENT GROUP 302A

- XLT SERIES
- ELECTRONIC AUTO TEMP CONTROL
- AM/FM STEREO
- SYNC 4 W/ENHANCED VOICE RECOG
- LED SIDE-MIRROR SPOTLIGHTS
- REMOTE START SYSTEM

(MSRP)

5,955.00

PRICE INFORMATION

BASE PRICE

\$48,625.00

TOTAL OPTIONS/OTHER

7,545.00

TOTAL VEHICLE & OPTIONS/OTHER

56,170.00

DESTINATION & DELIVERY

1,795.00

TOTAL BEFORE DISCOUNTS

57,965.00

XLT HIGH CHRM OR SPRT

- 2,000.00


TOTAL SAVINGS

- 2,000.00


| | | | |
|--|---|---------------|-----------------------------------|
| | RAMP ONE | | TOTAL MSRP \$55,965.00 |
| | CA2H | | |
| | RAMP TWO | CONVOY | |
| | | ITEM #: | |
| | | 58-3131 O/T 2 | |
| | This label is affixed pursuant to the Federal Automobile Information Disclosure Act. Gasoline, License, and Title Fees, State and Local taxes are not included. Dealer installed options or accessories are not included unless listed above. | | NJ211 N RB 2X 265 007278 09 21 22 |

EPA DOT

Fuel Economy and Environment

 Gasoline Vehicle

Fuel Economy



20

MPG

combined city/hwy

17

city

23

highway

5.0 gallons per 100 miles

Standard Pickup Trucks range from 12 to 70 MPG. The best vehicle rates 142 MPGe.

You spend

\$2,250

more in fuel costs over 5 years

compared to the average new vehicle.

Annual fuel cost

\$1,750

Fuel Economy & Greenhouse Gas Rating (tailpipe only)

Smog Rating (tailpipe only)

1

4

10

Best

1

6

10

Best

This vehicle emits 453 grams CO₂ per mile. The best emits 0 grams per mile (tailpipe only). Producing and distributing fuel also create emissions; learn more at fueleconomy.gov.

fueleconomy.gov

Calculate personalized estimates and compare vehicles



Smartphone QR Code™



GOVERNMENT 5-STAR SAFETY RATINGS

Overall Vehicle Score

★★★★★

Based on the combined ratings of frontal, side and rollover. Should ONLY be compared to other vehicles of similar size and weight.

Frontal Crash

Driver Passenger

★★★★★

Based on the risk of injury in a frontal impact. Should ONLY be compared to other vehicles of similar size and weight.

Side Crash

Front seat Rear seat

★★★★★

Based on the risk of injury in a side impact.

Rollover


★★★★

Based on the risk of rollover in a single-vehicle crash.

Star ratings range from 1 to 5 stars (★★★★★), with 5 being the highest. Source: National Highway Traffic Safety Administration (NHTSA). www.safercar.gov or 1-888-327-4236

1FTEW1EP9NKE78803





WARNING: Operating, servicing and maintaining a passenger vehicle, pickup truck, van, or off-road vehicle can expose you to chemicals including engine exhaust, carbon monoxide, phthalates, and lead, which are known to the State of California to cause cancer and birth defects or other reproductive harm. To minimize exposure, avoid breathing exhaust, do not idle the engine except as necessary, service your vehicle in a well-ventilated area and wear gloves or wash your hands frequently when servicing your vehicle. For more information go to www.P65Warnings.ca.gov/passenger-vehicle.

45 YEARS

BUILT Ford TOUGH


F-SERIES

AMERICA'S BEST SELLING TRUCKS™

The FordPass™ Connect modem is active and sending vehicle data (e.g., diagnostics) to Ford.** See in-vehicle settings for connectivity options.

*Based on 1977–2021 CY total sales.


**FordPass Connect (optional on select vehicles), the FordPass App and complimentary Connected Service are required for remote features (see FordPass Terms for details). Connected service and features depend on compatible AT&T network availability. Evolving technology/cellular networks/vehicle capability may limit functionality and prevent operation of connected features. Connected service excludes Wi-Fi hotspot.

 FORD PROTECT™

Insist on Ford Protect! The only extended service plan fully backed by Ford and honored at every Ford dealership in the U.S., Canada and Mexico. See your Ford dealer or visit www.FordOwner.com.

SCAN OR TEXT 1FNKE78803 TO 48028

Msg & Data rates may apply. Text HELP for help



www.ford.com/help/privacy-terms/