

Go Further

ford.com

VEHICLE DESCRIPTION

F-150

2020 F-150 4X4 SUPERCREW
145" WHEELBASE
2.7L V6 ECOBOOST
ELEC 10-SPEED AUTO W/TOW MO

EXTERIOR
MAGMA RED
INTERIOR
BLACK SPORT 40/CONSOLE/40

LF B30599

STANDARD EQUIPMENT INCLUDED AT NO EXTRA CHARGE

EXTERIOR

- DAYTIME RUNNING LIGHTS
- EASY FUEL® CAPLESS FILLER
- FOG LAMPS
- FULLY BOXED STEEL FRAME
- HALOGEN HEADLAMPS
- HEADLAMPS - AUTO HIGH BEAM
- HEADLAMPS - AUTOLAMP (ON/OFF)
- LOCKING REMOVABLE TAILGATE
- MANUAL FOLD POWER MIRRORS
- PICKUP BOX TIE DOWN HOOKS
- REAR PRIVACY GLASS
- TRAILER SWAY CONTROL

INTERIOR

- 1TOUCH UP/DOWN DR/PASS WIN
- 60/40 FOLD-UP REAR BENCH SEAT
- A/C W/MANUAL CLIMATE CONTROL, SINGLE ZONE
- CRUISE CONTROL
- DOOR LOCKS - POWER
- DUAL VISOR VANITY MIRRORS
- ILLUMINATED ENTRY
- OUTSIDE TEMP DISPLAY
- POWERPOINT - 12V (FRONT)
- STEERING - TILT/TELESCOPIC WHEEL WITH AUDIO

FUNCTIONAL

- AUTO START STOP TECH
- CURVE CONTROL
- DYNAMIC HITCH ASSIST
- ELECT 4X4 SHIFT-ON-FLY
- FAIL-SAFE COOLING SYSTEM
- FORDPASS™ CONNECT 4GWI-FI HOTSPOT TELEMATICS MODEM
- GAS-CHARGED SHOCKS
- MYKEY®
- OUTBOARD MNTD REAR SHOCKS
- PRE-COLLISION ASSIST W/AEB
- REAR VIEW CAMERA
- REMOTE START- FORDPASS APP
- SELECTSHIFT®
- SYNC®3 8" SCR N W/APPLINK®

SAFETY/SECURITY

- ADVANCETRAC® WITH RSC®
- AIRBAGS - FRONT SEAT MOUNTED SIDE IMPACT
- AIRBAGS - SAFETY CANOPY®
- CTR HIGH MOUNT STOP LAMP
- PERIMETER ALARM
- SECURICODE KEYLESS KEYPAD
- SOS POST-CRASH ALERT SYSTM™
- TIRE PRESSURE MONIT SYS

INCLUDED ON THIS VEHICLE
EQUIPMENT GROUP 302A

- XLT SERIES
- REAR-WINDOW DEFROSTER
- SIRIUS XM RADIO

OPTIONAL EQUIPMENT/OTHER

2.7L V6 ECOBOOST

3.55 RATIO REGULAR AXLE

6600# GVWR PACKAGE

VOICE-ACTIVATED NAVIGATION

CLASS IV TRAILER HITCH

MIRROR MAN FOLD W/POWER GLASS

BOXLINK

REMOTE START SYSTEM

XLT POWER EQUIPMENT GROUP PKG

.POWER-SLIDING REAR WINDOW

.LED BOX LIGHTING

.110V/400W OUTLET

REVERSE SENSING SYSTEM

XLT SPORT APPEARANCE PACKAGE

.275/65R 18 OWL (A/S A/T)

.18" SIX-SPOKE MACH-ALUM WHEEL

PRICE INFORMATION

BASE PRICE

TOTAL OPTIONS/OTHER

TOTAL VEHICLE & OPTIONS/OTHER

DESTINATION & DELIVERY

TOTAL BEFORE DISCOUNTS

XLT LUX CHROME OR SPRT

XLT/LARIAT DISCT NAV

XLT LUX PWR EQUIP GRP

TOTAL SAVINGS

(MSRP)

4,345.00

995.00

NO CHARGE

795.00

150.00

80.00

195.00

725.00

275.00

300.00

(MSRP)

\$43,265.00

7,860.00

51,125.00

1,595.00

52,720.00

- 1,750.00

- 500.00


- 250.00

- 2,500.00


| | | | |
|--|---|--------------------------|-----------------------------------|
| | RAMP ONE | | TOTAL MSRP \$50,220.00 |
| | CM59 | CONVOY | |
| | RAMP TWO | ITEM #: 48-2817 O/T 2 | |
| | This label is affixed pursuant to the Federal Automobile Information Disclosure Act. Gasoline, License, and Title Fees, State and Local taxes are not included. Dealer installed options or accessories are not included unless listed above. | | LB041 N RB 2X 035 004454 02 04 20 |

EPA DOT

Fuel Economy and Environment

 Gasoline Vehicle

Fuel Economy

 20 MPG

combined city/hwy

18 city

23 highway

5.0 gallons per 100 miles

Standard Pickup Trucks range from 14 to 27 MPG. The best vehicle rates 136 MPGe.

You spend

\$2,500

more in fuel costs over 5 years

compared to the average new vehicle.

Annual fuel cost

\$2,000

Fuel Economy & Greenhouse Gas Rating (tailpipe only)

Smog Rating (tailpipe only)

1

4

10

Best

1

5

10




Best

This vehicle emits 444 grams CO₂ per mile. The best emits 0 grams per mile (tailpipe only). Producing and distributing fuel also create emissions; learn more at fueleconomy.gov.

Actual results will vary for many reasons, including driving conditions and how you drive and maintain your vehicle. The average new vehicle gets 27 MPG and costs \$7,500 to fuel over 5 years. Cost estimates are based on 15,000 miles per year at \$2.70 per gallon. MPGe is miles per gasoline gallon equivalent. Vehicle emissions are a significant cause of climate change and smog.

fueleconomy.gov

Calculate personalized estimates and compare vehicles



GOVERNMENT 5-STAR SAFETY RATINGS

Overall Vehicle Score

★★★★★

Based on the combined ratings of frontal, side and rollover. Should ONLY be compared to other vehicles of similar size and weight.

Frontal Crash

Driver Passenger

★★★★★

Based on the risk of injury in a frontal impact. Should ONLY be compared to other vehicles of similar size and weight.

Side Crash

Front seat Rear seat

★★★★★

Based on the risk of injury in a side impact.

Rollover


★★★★

Based on the risk of rollover in a single-vehicle crash.

Star ratings range from 1 to 5 stars (★★★★★), with 5 being the highest. Source: National Highway Traffic Safety Administration (NHTSA). www.safercar.gov or 1-888-327-4236


1FTEW1EP9LFB30599



 **WARNING:** Operating, servicing and maintaining a passenger vehicle, pickup truck, v

vehicle can expose you to chemicals including engine exhaust, carbon monoxide, phtl lead, which are known to the State of California to cause cancer and birth defects or other reproductive harm. To minimize exposure, avoid breathing exhaust, do not idle the engine except as necessary, service your vehicle in a well-ventilated area and wear gloves or wash your hands frequently when servicing your vehicle. For more information go to www.P65Warnings.ca.gov/passenger-vehicle.

rates may apply. Text HELP for help



www.ford.com/help/privacy-terms/