



Go Further

ford.com

VEHICLE DESCRIPTION

F-150

2022 F-150 4X4 SUPERCREW  
145" WHEELBASE  
2.7L V6 ECOBOOST  
ELEC TEN-SPEED AUTO W/TOW M

EXTERIOR  
OXFORD WHITE  
INTERIOR  
BLACK SPORT CLOTH40/CON/40

NF A16581

STANDARD EQUIPMENT INCLUDED AT NO EXTRA CHARGE

EXTERIOR

- DAYTIME RUNNING LAMPS
- EASY FUEL® CAPLESS FILLER
- FULLY BOXED STEEL FRAME
- HALOGEN HEADLAMPS
- HEADLAMPS - AUTO HIGH BEAM
- HEADLAMPS - AUTOLAMP (ON/OFF)
- LOCKING REMOVABLE TAILGATE
- PICKUP BOX TIE DOWN HOOKS
- TRAILER SWAY CONTROL
- WIPERS- INTERMITTENT

INTERIOR

- 4" PRODUCTIVITY SCREEN
- 60/40 FOLD-UP REAR BENCH SEAT
- DUAL SUNVISORS
- MESSAGE CTR: OUTSIDE TEMP, COMPASS, TRIP COMPUTER
- POWERPOINTS - 12V
- TILT/TELESCOPE STR COLUMN

FUNCTIONAL

- AUTO HOLD
- CURVE CONTROL
- DYNAMIC HITCH ASSIST
- ELECT 4X4 SHIFT-ON-FLY
- FAIL-SAFE COOLING SYSTEM
- FORDPASS CONNECT™ 4G HOTSPOT TELEMATICS MODEM
- GAS-CHARGED SHOCKS
- OUTBOARD MNTD REAR SHOCKS
- PRE-COLLISION ASSIST W/AEB
- PWR RACK AND PINION STEER
- REAR VIEW CAMERA
- SELECTSHIFT®

SAFETY/SECURITY

- ADVANCETRAC™ WITH RSC®
- AIRBAGS - FRONT SEAT MOUNTED SIDE IMPACT
- AIRBAGS - SAFETY CANOPY®
- CTR HIGH MOUNT STOP LAMP
- SECURILOCK® ANTI-THEFT SYS
- SOS POST-CRASH ALERT SYSTM
- TIRE PRESSURE MONIT SYS

INCLUDED ON THIS VEHICLE

EQUIPMENT GROUP 101A

- XL SERIES
- XL POWER EQUIPMENT GROUP
- CRUISE CONTROL
- REVERSE SENSING SYSTEM

OPTIONAL EQUIPMENT/OTHER

2.7L V6 ECOBOOST

275/65R 18 BSW ALL-TERRAIN

3.55 RATIO REGULAR AXLE

6600# GVWR PACKAGE

BLACK PLATFORM RUNNING BOARDS

STX APPEARANCE PACKAGE

.SYNC 4 W/ENHANCED VOICE RECOG

.REAR-WINDOW DEFROSTER

.SIRIUS XM W/ 360L

.PRIVACY GLASS

50 STATE EMISSIONS

AUTO START-STOP REMOVAL

CLASS IV TRAILER HITCH

18" 6-SPOKE GLOSS BLACK WHEELS

STX SPORT CLOTH 40/CON/40

(MSRP)

920.00

1,195.00

NO CHARGE

250.00

1,780.00

NO CHARGE

- 50.00

205.00

295.00

PRICE INFORMATION

BASE PRICE

\$40,860.00

TOTAL OPTIONS/OTHER

4,595.00

TOTAL VEHICLE & OPTIONS/OTHER

45,455.00

DESTINATION & DELIVERY

1,695.00

TOTAL BEFORE DISCOUNTS

47,150.00

XL HIGH DISCOUNT


- 750.00

STX APPEARANCE DISCT

- 750.00


TOTAL SAVINGS

- 1,500.00

	RAMP ONE		RAIL	ITEM #:	71-C036 O/T 1	<div><div></div><div>FORD CREDIT</div></div>
	RA1P					
	RAMP TWO					
	This label is affixed pursuant to the Federal Automobile Information Disclosure Act. Gasoline, License, and Title Fees, State and Local taxes are not included. Dealer installed options or accessories are not included unless listed above.			SPECIAL ORDER ML291 N RB 2X 215 001066 11 29 21		


EPA DOT

Fuel Economy and Environment



Gasoline Vehicle

Fuel Economy



20

MPG

combined city/hwy

17

city

23

highway

5.0

gallons per 100 miles

Standard Pickup Trucks range from 12 to 27 MPG. The best vehicle rates 142 MPGe.

You spend

\$2,250

more in fuel costs over 5 years

compared to the average new vehicle.

Annual fuel cost

\$1,750

Fuel Economy & Greenhouse Gas Rating (tailpipe only)

Smog Rating (tailpipe only)

1

4

10

Best

1

6

10




Best

This vehicle emits 453 grams CO<sub>2</sub> per mile. The best emits 0 grams per mile (tailpipe only). Producing and distributing fuel also create emissions; learn more at fueleconomy.gov.

Actual results will vary for many reasons, including driving conditions and how you drive and maintain your vehicle. The average new vehicle gets 27 MPG and costs \$6,500 to fuel over 5 years. Cost estimates are based on 15,000 miles per year at \$2.35 per gallon. MPGe is miles per gasoline gallon equivalent. Vehicle emissions are a significant cause of climate change and smog.

fueleconomy.gov

Calculate personalized estimates and compare vehicles



GOVERNMENT 5-STAR SAFETY RATINGS

Overall Vehicle Score

★★★★★

Based on the combined ratings of frontal, side and rollover. Should ONLY be compared to other vehicles of similar size and weight.

Frontal Crash

Driver Passenger

★★★★★

★★★★★

Based on the risk of injury in a frontal impact. Should ONLY be compared to other vehicles of similar size and weight.

Side Crash

Front seat Rear seat

★★★★★

★★★★★

Based on the risk of injury in a side impact.


Rollover


★★★★

Based on the risk of rollover in a single-vehicle crash.

Star ratings range from 1 to 5 stars (★★★★★), with 5 being the highest. Source: National Highway Traffic Safety Administration (NHTSA). [www.safercar.gov](http://www.safercar.gov) or 1-888-327-4236


1FTEW1EP8NFA16581





WARNING: Operating, servicing and maintaining a passenger vehicle, pickup truck, v vehicle can expose you to chemicals including engine exhaust, carbon monoxide, phl lead, which are known to the State of California to cause cancer and birth defects or other reproductive harm. To minimize exposure, avoid breathing exhaust, do not idle the engine except as necessary, service your vehicle in a well-ventilated area and wear gloves or wash your hands frequently when servicing your vehicle. For more information go to [www.P65Warnings.ca.gov/passenger-vehicle](http://www.P65Warnings.ca.gov/passenger-vehicle).

rates may apply. Text HELP for help



[www.ford.com/help/privacy-terms/](http://www.ford.com/help/privacy-terms/)