



Go Further

ford.com

VEHICLE DESCRIPTION

F-150

2015 F-150 4X4 SUPERCREW
145" WHEELBASE
3.5L V6 ECOBOOST ENGINE
ELEC 6-SPEED AUTO W/TOW MOD

EXTERIOR
WHITE PLATINUM METALLIC TC
INTERIOR
JAVA INT W/MESA ANTIQUE LTH

FF B40812

STANDARD EQUIPMENT INCLUDED AT NO EXTRA CHARGE

EXTERIOR

- BOXLINK
- EXHAUST TIP - CHROME
- FOG LAMPS
- FULLY BOXED STEEL FRAME
- LED BOX LIGHTING
- LED SIDE-MIRROR SPOTLIGHTS
- LED TAILLAMPS
- LOCKING REMOVABLE TAILGATE
- PICKUP BOX TIE DOWN HOOKS
- POWER SLIDING REAR WINDOW W/DEFROST & PRIVACY TINT
- QUAD BEAM LED HEADLAMPS
- SPARE TIRE & WHEEL LOCK
- TOW HOOKS

INTERIOR

- 2ND ROW HEATED SEATS
- 8.0" CTR STACK TOUCH SCRNI
- 8.0" PRODUCTIVITY SCREEN
- 10-WAY PWR DRV/PASS SEATS
- A/C W/DUAL CLIMATE CONTROL
- ADJUST PEDALS W/MEMORY
- GENUINE WOOD ACCENTS
- HTD/COOLED DVR/PASS SEATS
- KING RANCH FLOOR MATS
- LEATHER BUCKET FRONT SEATS
- LTHR WRAPPED HTD STR WHL
- MEMORY DRIVER SEAT
- PWR TILT/TEL STR COL W/MEM
- SIRIUS SAT SVC N/A AK&HI
- SONY PREM STEREO/SINGLE CD

FUNCTIONAL

- 2-SPEED AUTOMATIC 4WD
- 110V/400W OUTLET
- AUTOLAMP-AUTO ON/OFF HDLMP
- CLASS IV TRAILER HITCH W/SMART TRLR TOW CONNECTOR
- NAVIGATION
- POWER TAILGATE LOCK
- PWR FOLD/HEAT/SIG/MEM MIRR
- REAR VIEW CAMERA
- REMOTE START
- REMOTE TAILGATE RELEASE
- REVERSE SENSING SYSTEM
- SYNC W/ MYFORD TOUCH
- TRAILER BRAKE CONTROLLER
- UNIVER GARAGE DOOR OPENER

SAFETY/SECURITY

- ADVANCED SECURITY PACK
- ADVANCETRAC WITH RSC
- AIRBAGS - FRONT SEAT MOUNTED SIDE IMPACT
- AIRBAGS - SAFETY CANOPY
- INTELLIGENT ACCESS W/PUSH BUTTON START
- LED CTR HIGH MNT STOP LAMP
- MYKEY
- SOS POST CRASH ALERT SYS
- TIRE PRESSURE MONITOR SYS

WARRANTY

- 3YR/36,000 BUMPER / BUMPER
- 5YR/60,000 POWERTRAIN
- 5YR/60,000 ROADSIDE ASSIST

INCLUDED ON THIS VEHICLE

EQUIPMENT GROUP 601A

- KING RANCH SERIES
- TAILGATE STEP
- BLIS (BLIND SPOT INFO SYSTEM)
- INFLATABLE REAR SAFETY BELTS
- POWER-DEPLOYABLE RUNNING BDS

OPTIONAL EQUIPMENT/OTHER

2015 MODEL YEAR

WHITE PLATINUM METALLIC TC

CARIBOU ACCENT

.SELECTSHIFT TRANSMISSION

.20" MACH-ALUM W/LT CARIBOU PK

3.5L V6 ECOBOOST ENGINE

.275/55R20 OWL ALL-TERRAIN

3.31 ELECTRONIC LOCK RR AXLE

7000# GVWR PACKAGE

FRONT LICENSE PLATE BRACKET

TWIN PANEL MOONROOF

ADAPTIVE CRUISE CONTROL

FX4 OFF-ROAD PACKAGE

.SKID PLATES

23 GALLON FUEL TANK

ACTIVE PARK ASSIST

TECHNOLOGY PACKAGE

(MSRP)

3,690.00

595.00

400.00

NO CHARGE

NO CHARGE

1,295.00

1,250.00

770.00

440.00

905.00

PRICE INFORMATION

BASE PRICE

\$52,310.00

TOTAL OPTIONS/OTHER

9,345.00

TOTAL VEHICLE & OPTIONS/OTHER

61,655.00

DESTINATION & DELIVERY

1,195.00

TOTAL BEFORE DISCOUNTS

62,850.00

KING RANCH LUX DISCOUNT

- 500.00

TECH/PARK/CRUISE DISCT

- 500.00


TOTAL SAVINGS

- 1,000.00


	RAMP ONE		TOTAL MSRP	\$61,850.00
	CA34		This label is affixed pursuant to the Federal Automobile Information Disclosure Act. Gasoline, License, and Title Fees, State and Local taxes are not included. Dealer installed options or accessories are not included unless listed above.	
	RAMP TWO	FINAL ASSEMBLY PLANT		
		DEARBORN		
	METHOD OF TRANSP.	ITEM #: 52-J311 O/T 2		
	CONVOY	FD231 N RB 2X 535 004528 04 23 15		

EPA DOT

Fuel Economy and Environment

 Gasoline Vehicle

Fuel Economy



19

MPG

combined city/hwy

17

city

23

highway

5.3 gallons per 100 miles

You spend

\$2,750

more in fuel costs over 5 years compared to the average new vehicle.

Standard Pickup Trucks range from 15 to 23 MPG. The best vehicle rates 119 MPGe.

Annual fuel cost

\$2,750

Fuel Economy & Greenhouse Gas Rating (tailpipe only)

Smog Rating (tailpipe only)

1

4

10

Best

1

6

10




Best

This vehicle emits 471 grams CO₂ per mile. The best emits 0 grams per mile (tailpipe only). Producing and distributing fuel also create emissions; learn more at fueleconomy.gov.


Actual results will vary for many reasons, including driving conditions and how you drive and maintain your vehicle. The average new vehicle gets 24 MPG and costs \$11,000 to fuel over 5 years. Cost estimates are based on 15,000 miles per year at \$3.50 per gallon. MPGe is miles per gasoline gallon equivalent. Vehicle emissions are a significant cause of climate change and smog.

fueleconomy.gov

Calculate personalized estimates and compare vehicles



Smartphone QR Code™



GOVERNMENT 5-STAR SAFETY RATINGS

Overall Vehicle Score

★★★★★

Based on the combined ratings of frontal, side and rollover. Should ONLY be compared to other vehicles of similar size and weight.

Frontal Crash

Driver Passenger

★★★★★

Based on the risk of injury in a frontal impact. Should ONLY be compared to other vehicles of similar size and weight.

Side Crash

Front seat Rear seat

★★★★★

Based on the risk of injury in a side impact.

Rollover

★★★★

Based on the risk of rollover in a single-vehicle crash.

Star ratings range from 1 to 5 stars (★★★★★), with 5 being the highest. Source: National Highway Traffic Safety Administration (NHTSA). www.safercar.gov or 1-888-327-4236



1FTEW1EG5FFB40812



Extended Service Plan

Ford ESP is the only extended service plan honored at every Ford dealership in the U.S. and Canada. See your dealer for additional details or visit www.FordOwner.com for more information.



FORD CREDIT

Choose the vehicle you want. Whether you decide to lease or finance, you'll find the choices that are right for you. See your Ford Dealer for details or visit www.FordCredit.com.



Scan this code to experience this vehicle or text 1FFFB40812 to 48028

or Visit ford.com/windowsticker

Standard messaging & data plan rates may apply.

2201505017794