

Go Further

ford.com

VEHICLE DESCRIPTION

F-150

2015 F-150 4X4 SUPERCREW  
145" WHEELBASE  
5.0L V8 FFV ENGINE  
ELEC 6-SPEED AUTO W/TOW MOD

FK E98386

EXTERIOR  
RUBY RED METALLIC TINTED CC  
INTERIOR  
BLACK LTHR TRIM BUCKET SEAT

STANDARD EQUIPMENT INCLUDED AT NO EXTRA CHARGE

EXTERIOR

- BOXLINK
- EASY FUEL CAPLESS FILLER
- FOG LAMPS
- FULLY BOXED STEEL FRAME
- LED BOX LIGHTING
- LOCKING REMOVABLE TAILGATE
- PICKUP BOX TIE DOWN HOOKS
- POWER SLIDING REAR WINDOW W/DEFROST & PRIVACY TINT
- SPARE TIRE & WHEEL LOCK
- TOW HOOKS
- WHEEL LIP MOLDINGS - BODY COLOR

INTERIOR

- 8.0" CTR STACK TOUCH SCRNI
- 8.0" PRODUCTIVITY SCREEN
- 10-WAY PWR DRV/PASS SEATS
- A/C W/DUAL CLIMATE CONTROL
- ADJUST PEDALS W/MEMORY
- AMBIENT LIGHTING
- AUTO DIM REARVIEW MIRROR
- COLOR COORDINATED CARPET AND FLOOR MATS
- HTD/COOLED DVR/PASS SEATS
- LEATHER TRIMMED SEATS
- LEATHER WRAPPED STR WHEEL
- MEMORY DRIVER SEAT
- SIRIUS SAT SVC N/A AK&HI
- TILT/TELESCOPE STR COLUMN

FUNCTIONAL

- 2-SPEED AUTOMATIC 4WD
- 4-WHEEL DISC BRAKES W/ABS
- 12V AUXILIARY POWER POINT
- AUTOLAMP-AUTO ON/OFF HDLMP
- CLASS IV TRAILER HITCH W/SMART TRLR TOW CONNECTOR
- HILL START ASSIST
- OUTBOARD MNTRD REAR SHOCKS
- POWER TAILGATE LOCK
- PWR FOLD/HEAT/SIG/MEM MIRR
- REAR VIEW CAMERA
- SELECTSHIFT TRANSMISSION
- SYNC W/ MYFORD TOUCH
- TRAILER SWAY CONTROL
- WIPER ACTIVATED HEADLAMPS

SAFETY/SECURITY

- ADVANCED SECURITY PACK
- ADVANCETRAC WITH RSC
- AIRBAGS - FRONT SEAT MOUNTED SIDE IMPACT
- AIRBAGS - SAFETY CANOPY
- CTR HIGH MOUNT STOP LAMP
- INTELLIGENT ACCESS W/PUSH BUTTON START
- MYKEY
- SOS POST CRASH ALERT SYS
- TIRE PRESSURE MONITOR SYS

WARRANTY

- 3YR/36,000 BUMPER / BUMPER
- 5YR/60,000 POWERTRAIN
- 5YR/60,000 ROADSIDE ASSIST

INCLUDED ON THIS VEHICLE

EQUIPMENT GROUP 502A

- LARIAT SERIES
- BLIS (BLIND SPOT INFO SYSTEM)
- REMOTE START
- REVERSE SENSING SYSTEM
- LED SIDE-MIRROR SPOTLIGHTS
- 110V/400W OUTLET
- SONY SINGLE CD W/ HD RADIO
- VOICE-ACTIVATED NAVIGATION

OPTIONAL EQUIPMENT/OTHER

2015 MODEL YEAR  
RUBY RED METALLIC TINTED CC  
. SELECTSHIFT TRANSMISSION  
275/55R20 OWL ALL-TERRAIN  
3.31 ELECTRONIC LOCK RR AXLE  
7000# GVWR PACKAGE  
FRONT LICENSE PLATE BRACKET  
TRAILER TOW PACKAGE  
20" CHROME-LIKE PVD WHEELS  
36GAL EXTENDED RANGE FUEL TANK  
LARIAT CHROME APPEARANCE PKG  
. CHROME ANGULAR STEP BAR

(MSRP)

6,995.00

395.00

NO CHARGE

420.00

NO CHARGE

695.00

995.00

395.00

NO CHARGE

PRICE INFORMATION

BASE PRICE

\$45,090.00

TOTAL OPTIONS/OTHER

9,895.00

TOTAL VEHICLE & OPTIONS/OTHER

54,985.00

DESTINATION & DELIVERY

1,195.00

TOTAL BEFORE DISCOUNTS

56,180.00

LAR LUX CHROME OR SPRT

- 1,500.00

TOTAL SAVINGS

- 1,500.00

	RAMP ONE		TOTAL MSRP \$54,680.00
	CW29		
	RAMP TWO	FINAL ASSEMBLY PLANT	This label is affixed pursuant to the Federal Automobile Information Disclosure Act. Gasoline, License, and Title Fees, State and Local taxes are not included. Dealer installed options or accessories are not included unless listed above.
		KANSAS CITY	
	METHOD OF TRANSP.	ITEM #:	24-5098 O/T 2
	CONVOY		FK122 N RB 2X 540 000821 10 12 15

EPA DOT

Fuel Economy and Environment

E85

Flexible-Fuel Vehicle  
Gasoline-Ethanol (E85)

Fuel Economy

17

combined city/hwy

15

city

21

highway

5.9

gallons per 100 miles

Standard Pickup Trucks range from 15 to 23 MPG. The best vehicle rates 119 MPGe. Values are based on gasoline and do not reflect performance and ratings based on E85 .

You spend

\$4,500

more in fuel costs over 5 years

compared to the average new vehicle.

Driving Range

Gasoline: 609 miles

Ethanol (E85): 465 miles

Annual fuel cost

\$3,100

Fuel Economy & Greenhouse Gas Rating (tailpipe only)

Smog Rating (tailpipe only)

1

4

10

Best

1

6

10

Best

This vehicle emits 521 grams CO<sub>2</sub> per mile. The best emits 0 grams per mile (tailpipe only). Producing and distributing fuel also create emissions; learn more at fueleconomy.gov.

Actual results will vary for many reasons, including driving conditions and how you drive and maintain your vehicle. The average new vehicle gets 24 MPG and costs \$11,000 to fuel over 5 years. Cost estimates are based on 15,000 miles per year at \$3.50 per gallon. This is a dual fueled automobile. MPGe is miles per gasoline gallon equivalent. Vehicle emissions are a significant cause of climate change and smog.

fueleconomy.gov


Calculate personalized estimates and compare vehicles

U.S. DEPARTMENT OF ENERGY  
NATIONAL ENERGY PROTECTION

U.S. DEPARTMENT OF TRANSPORTATION  
SAFETY OF AMERICA

U.S. DEPARTMENT OF JUSTICE  
FEDERAL BUREAU OF INVESTIGATION

Smartphone QR Code™



GOVERNMENT 5-STAR SAFETY RATINGS

Overall Vehicle Score

★★★★★

Based on the combined ratings of frontal, side and rollover. Should ONLY be compared to other vehicles of similar size and weight.

Frontal Crash

Driver Passenger

★★★★★

Based on the risk of injury in a frontal impact. Should ONLY be compared to other vehicles of similar size and weight.

Side Crash

Front seat Rear seat

★★★★★


Based on the risk of injury in a side impact.

Rollover


★★★★

Based on the risk of rollover in a single-vehicle crash.

Star ratings range from 1 to 5 stars (★★★★★), with 5 being the highest. Source: National Highway Traffic Safety Administration (NHTSA). www.safercar.gov or 1-888-327-4236




1FTEW1EF8FKE98386



FORD PROTECT

Insist on Ford Protect! The only extended service plan fully backed by Ford and honored at every Ford dealership in the U.S., Canada and Mexico. See your Ford dealer for additional details, or visit [www.FordOwner.com](http://www.FordOwner.com) for more information.



FORD CREDIT

Choose the vehicle you want. Whether you decide to lease or finance, you'll find the choices that are right for you. See your Ford Dealer for details or visit [www.FordCredit.com](http://www.FordCredit.com).

2201510160007