



Go Further

ford.com

VEHICLE DESCRIPTION

F-150

2015 F-150 4X4 SUPERCREW  
145" WHEELBASE  
5.0L V8 FFV ENGINE  
ELEC 6-SPEED AUTO W/TOW MOD

FF B94651

EXTERIOR  
RUBY RED METALLIC TINTED CC  
INTERIOR  
JAVA INT W/MESA ANTIQUE LTH

STANDARD EQUIPMENT INCLUDED AT NO EXTRA CHARGE

EXTERIOR

- BOXLINK
- EXHAUST TIP - CHROME
- FOG LAMPS
- FULLY BOXED STEEL FRAME
- LED BOX LIGHTING
- LED SIDE-MIRROR SPOTLIGHTS
- LED TAILLAMPS
- LOCKING REMOVABLE TAILGATE
- PICKUP BOX TIE DOWN HOOKS
- POWER SLIDING REAR WINDOW W/DEFROST & PRIVACY TINT
- QUAD BEAM LED HEADLAMPS
- SPARE TIRE & WHEEL LOCK
- TOW HOOKS

INTERIOR

- 2ND ROW HEATED SEATS
- 8.0" CTR STACK TOUCH SCRNI
- 8.0" PRODUCTIVITY SCREEN
- 10-WAY PWR DRV/PASS SEATS
- A/C W/DUAL CLIMATE CONTROL
- ADJUST PEDALS W/MEMORY
- GENUINE WOOD ACCENTS
- HTD/COOLED DVR/PASS SEATS
- KING RANCH FLOOR MATS
- LEATHER BUCKET FRONT SEATS
- LTHR WRAPPED HTD STR WHL
- MEMORY DRIVER SEAT
- PWR TILT/TEL STR COL W/MEM
- SIRIUS SAT SVC N/A AK&HI
- SONY PREM STEREO/SINGLE CD

FUNCTIONAL

- 2-SPEED AUTOMATIC 4WD
- 110V/400W OUTLET
- AUTOLAMP-AUTO ON/OFF HDLMP
- CLASS IV TRAILER HITCH W/SMART TRLR TOW CONNECTOR
- NAVIGATION
- POWER TAILGATE LOCK
- PWR FOLD/HEAT/SIG/MEM MIRR
- REAR VIEW CAMERA
- REMOTE START
- REMOTE TAILGATE RELEASE
- REVERSE SENSING SYSTEM
- SYNC W/ MYFORD TOUCH
- TRAILER BRAKE CONTROLLER
- UNIVER GARAGE DOOR OPENER

SAFETY/SECURITY

- ADVANCED SECURITY PACK
- ADVANCETRAC WITH RSC
- AIRBAGS - FRONT SEAT MOUNTED SIDE IMPACT
- AIRBAGS - SAFETY CANOPY
- INTELLIGENT ACCESS W/PUSH BUTTON START
- LED CTR HIGH MNT STOP LAMP
- MYKEY
- SOS POST CRASH ALERT SYS
- TIRE PRESSURE MONITOR SYS

WARRANTY

- 3YR/36,000 BUMPER / BUMPER
- 5YR/60,000 POWERTRAIN
- 5YR/60,000 ROADSIDE ASSIST

INCLUDED ON THIS VEHICLE

EQUIPMENT GROUP 601A

- KING RANCH SERIES
- TAILGATE STEP
- BLIS (BLIND SPOT INFO SYSTEM)
- INFLATABLE REAR SAFETY BELTS
- POWER-DEPLOYABLE RUNNING BDS

OPTIONAL EQUIPMENT/OTHER

2015 MODEL YEAR

RUBY RED METALLIC TINTED CC

CARIBOU ACCENT

.SELECTSHIFT TRANSMISSION

.20" MACH-ALUM W/LT CARIBOU PK

.275/55R20 OWL ALL-TERRAIN

3.55 ELECTRONIC LOCK RR AXLE

7000# GVWR PACKAGE

FRONT LICENSE PLATE BRACKET

TWIN PANEL MOONROOF

TRAILER TOW PACKAGE

FX4 OFF-ROAD PACKAGE

.SKID PLATES

36GAL EXTENDED RANGE FUEL TANK

SPRAY-IN BED LINER    \*ACCY

(MSRP)

3,690.00

395.00

50.00

NO CHARGE

1,295.00

695.00

770.00

395.00

475.00

PRICE INFORMATION

BASE PRICE

52,310.00

TOTAL OPTIONS/OTHER

7,765.00

TOTAL VEHICLE & OPTIONS/OTHER

60,075.00

DESTINATION & DELIVERY

1,195.00

TOTAL BEFORE DISCOUNTS

61,270.00

KING RANCH LUX DISCOUNT

- 500.00

TOTAL SAVINGS

- 500.00

	RAMP ONE		TOTAL MSRP \$60,770.00
	CA32		
	RAMP TWO	FINAL ASSEMBLY PLANT	This label is affixed pursuant to the Federal Automobile Information Disclosure Act. Gasoline, License, and Title Fees, State and Local taxes are not included. Dealer installed options or accessories are not included unless listed above.
		DEARBORN	
	METHOD OF TRANSP.	ITEM #:	21-4872 O/T 2
	CONVOY		FF161 N RB 2X 535 002717 06 16 15

EPA DOT

Fuel Economy and Environment

E85

Flexible-Fuel Vehicle Gasoline-Ethanol (E85)

Fuel Economy

17

combined city/hwy

15

city

21

highway

5.9

gallons per 100 miles

Standard Pickup Trucks range from 15 to 23 MPG. The best vehicle rates 119 MPGe. Values are based on gasoline and do not reflect performance and ratings based on E85 .

You spend

\$4,500

more in fuel costs over 5 years compared to the average new vehicle.

Driving Range

Gasoline: 609 miles

Ethanol (E85): 465 miles

Annual fuel cost

\$3,100

Fuel Economy & Greenhouse Gas Rating (tailpipe only)

Smog Rating (tailpipe only)

4

110Best

1610Best

This vehicle emits 521 grams CO<sub>2</sub> per mile. The best emits 0 grams per mile (tailpipe only). Producing and distributing fuel also create emissions; learn more at fueleconomy.gov.

Actual results will vary for many reasons, including driving conditions and how you drive and maintain your vehicle. The average new vehicle gets 24 MPG and costs \$11,000 to fuel over 5 years. Cost estimates are based on 15,000 miles per year at \$3.50 per gallon. This is a dual fueled automobile. MPGe is miles per gasoline gallon equivalent. Vehicle emissions are a significant cause of climate change and smog.

fueleconomy.gov

Calculate personalized estimates and compare vehicles

UNITED STATES DEPARTMENT OF ENERGY

ENVIRONMENTAL PROTECTION AGENCY


U.S. DEPARTMENT OF TRANSPORTATION

SAFETY COUNCIL

U.S. DEPARTMENT OF JUSTICE

DEPARTMENT OF JUSTICE

Smartphone QR Code™



GOVERNMENT 5-STAR SAFETY RATINGS

Overall Vehicle Score

★★★★★

Based on the combined ratings of frontal, side and rollover. Should ONLY be compared to other vehicles of similar size and weight.

Frontal Crash

Driver Passenger

★★★★★

Based on the risk of injury in a frontal impact. Should ONLY be compared to other vehicles of similar size and weight.

Side Crash

Front seat Rear seat

★★★★★


Based on the risk of injury in a side impact.

Rollover


★★★★

Based on the risk of rollover in a single-vehicle crash.

Star ratings range from 1 to 5 stars (★★★★★), with 5 being the highest. Source: National Highway Traffic Safety Administration (NHTSA). www.safercar.gov or 1-888-327-4236




1FTEW1EF3FFB94651



Extended Service Plan

Ford ESP is the only extended service plan honored at every Ford dealership in the U.S. and Canada. See your dealer for additional details or visit [www.FordOwner.com](http://www.FordOwner.com) for more information.



FORD CREDIT

Choose the vehicle you want. Whether you decide to lease or finance, you'll find the choices that are right for you. See your Ford Dealer for details or visit [www.FordCredit.com](http://www.FordCredit.com).

2201506231799