

Go Further

ford.com

VEHICLE DESCRIPTION

F-150

2020 F-150 4X4 SUPERCREW
145" WHEELBASE
5.0L V8
ELEC 10-SPEED AUTO W/TOW MO

EXTERIOR
VELOCITY BLUE
INTERIOR
DARK GRAY CLOTH 40/20/40

LK F16760

STANDARD EQUIPMENT INCLUDED AT NO EXTRA CHARGE

EXTERIOR

- DAYTIME RUNNING LIGHTS
- EASY FUEL® CAPLESS FILLER
- FULLY BOXED STEEL FRAME
- HALOGEN HEADLAMPS
- HEADLAMPS - AUTO HIGH BEAM
- HEADLAMPS - AUTOLAMP (ON/OFF)
- LOCKING REMOVABLE TAILGATE
- PICKUP BOX TIE DOWN HOOKS
- TRAILER SWAY CONTROL
- WIPERS- INTERMITTENT

INTERIOR

- 60/40 FOLD-UP REAR BENCH SEAT
- A/C W/MANUAL CLIMATE CONTROL, SINGLE ZONE
- DUAL SUNVISORS
- OUTSIDE TEMP DISPLAY
- POWERPOINT - 12V (FRONT)
- TILT/TELESCOPE STR COLUMN

FUNCTIONAL

- AUTO START STOP TECH
- CURVE CONTROL
- DYNAMIC HITCH ASSIST
- ELECT 4X4 SHIFT-ON-FLY
- ELECTRIC-ASSIST PARK BRAKE
- FADE-TO-OFF INTERIOR LIGHT
- FAIL-SAFE COOLING SYSTEM
- GAS-CHARGED SHOCKS
- HILL START ASSIST
- MANUAL FOLD MIRRORS
- OUTBOARD MNTD REAR SHOCKS
- PRE-COLLISION ASSIST W/AEB
- PWR RACK AND PINION STEER
- REAR VIEW CAMERA
- SELECTSHIFT®

SAFETY/SECURITY

- ADVANCETRAC® WITH RSC®
- AIRBAGS - FRONT SEAT MOUNTED SIDE IMPACT
- AIRBAGS - SAFETY CANOPY®
- CTR HIGH MOUNT STOP LAMP
- SECURILOCK® ANTI-THEFT SYS
- SOS POST-CRASH ALERT SYSTM™
- TIRE PRESSURE MONIT SYS

INCLUDED ON THIS VEHICLE
EQUIPMENT GROUP 101A

- XL SERIES
- XL POWER EQUIPMENT GROUP
- FORDPASS CONNECT 4G WIFI MODE
- CRUISE CONTROL

OPTIONAL EQUIPMENT/OTHER

- .17" SILVER STEEL WHEELS
- 5.0L V8
- .265/70R 17 OWL ALL-TERRAIN
- 3.31 RATIO REGULAR AXLE
- 7000# GVWR PACKAGE
- FRONT LICENSE PLATE BRACKET
- COLOR-COORDINATED CARPET
- FLOOR LINER - TRAY STYLE
- SYNC
- CLASS IV TRAILER HITCH
- FLEX FUEL VEHICLE

(MSRP)

2,480.00

(MSRP)

1,995.00

NO CHARGE

NO CHARGE

145.00

160.00

150.00

PRICE INFORMATION

BASE PRICE

\$38,795.00

TOTAL OPTIONS/OTHER

4,930.00

TOTAL VEHICLE & OPTIONS/OTHER

43,725.00

DESTINATION & DELIVERY

1,695.00

TOTAL BEFORE DISCOUNTS


45,420.00

XL MID DISCOUNT

- 750.00

TOTAL SAVINGS

- 750.00

	RAMP ONE		CONVOY	ITEM #:	53-0641 O/T 2	<div><div></div><div>FORD CREDIT</div></div>	Whether you decide to lease or finance your vehicle, you'll find the choices that are right for you. See your dealer for details or visit www.ford.com/finance .
	CC15						
	RAMP TWO						
This label is affixed pursuant to the Federal Automobile Information Disclosure Act. Gasoline, License, and Title Fees, State and Local taxes are not included. Dealer installed options or accessories are not included unless listed above.			LH272 N RB 2X 040 002143 08 27 20				

EPA DOT

Fuel Economy and Environment

E85

Flexible-Fuel Vehicle
Gasoline-Ethanol (E85)

Fuel Economy

18

MPG

combined city/hwy

15

city

21

highway

5.6

gallons per 100 miles

Standard Pickup Trucks range from 14 to 27 MPG. The best vehicle rates 136 MPGe. Values are based on gasoline and do not reflect performance and ratings based on E85.

You spend

\$3,750

more in fuel costs over 5 years compared to the average new vehicle.

Driving Range

Gasoline: 486 miles

Ethanol (E85): 351 miles

Annual fuel cost

\$2,250

Fuel Economy & Greenhouse Gas Rating (tailpipe only)

3

1

10

Best

This vehicle emits 506 grams CO₂ per mile. The best emits 0 grams per mile (tailpipe only). Producing and distributing fuel also create emissions; learn more at fuelconomy.gov.

Smog Rating (tailpipe only)

3

1




10

Best

Actual results will vary for many reasons, including driving conditions and how you drive and maintain your vehicle. The average new vehicle gets 27 MPG and costs \$7,500 to fuel over 5 years. Cost estimates are based on 15,000 miles per year at \$2.70 per gallon. This is a dual fueled automobile. MPGe is miles per gasoline gallon equivalent. Vehicle emissions are a significant cause of climate change and smog.

fuelconomy.gov

Calculate personalized estimates and compare vehicles



GOVERNMENT 5-STAR SAFETY RATINGS

Overall Vehicle Score

★★★★★

Based on the combined ratings of frontal, side and rollover. Should ONLY be compared to other vehicles of similar size and weight.

Frontal Crash

Driver Passenger

★★★★★

Based on the risk of injury in a frontal impact. Should ONLY be compared to other vehicles of similar size and weight.

Side Crash

Front seat Rear seat

★★★★★

Based on the risk of injury in a side impact.


Rollover


★★★★

Based on the risk of rollover in a single-vehicle crash.

Star ratings range from 1 to 5 stars (★★★★★), with 5 being the highest. Source: National Highway Traffic Safety Administration (NHTSA). www.safercar.gov or 1-888-327-4236


1FTEW1E56LKF16760





WARNING: Operating, servicing and maintaining a passenger vehicle, pickup truck, v vehicle can expose you to chemicals including engine exhaust, carbon monoxide, phtl lead, which are known to the State of California to cause cancer and birth defects or other reproductive harm. To minimize exposure, avoid breathing exhaust, do not idle the engine except as necessary, service your vehicle in a well-ventilated area and wear gloves or wash your hands frequently when servicing your vehicle. For more information go to www.P65Warnings.ca.gov/passenger-vehicle.

rates may apply. Text HELP for help



www.ford.com/help/privacy-terms/

For equipped vehicles, The FordPass Connect™ modem is active and sending vehicle data (e.g., diagnostics) to Ford. See In-vehicle Settings for connectivity options.

FordPass Connect service™ and FordPass App™ required for certain remote features (see App Terms for more information). Connected service and related feature functionality is subject to compatible AT&T-network availability. Evolving technology / cellular networks may affect functionality and availability, or continued provision of some features, prohibiting them from functioning. Message and data rates may apply. See your local Ford website for our privacy policy.

2202009045890