

Go Further

ford.com

VEHICLE DESCRIPTION

F-150

2019 F-150 4X4 SUPERCREW
145" WHEELBASE
5.0L V8
ELEC 10-SPEED AUTO W/TOW MO

EXTERIOR
VELOCITY BLUE
INTERIOR
BLACK SPORT 40/CONSOLE/40

KF D35222

STANDARD EQUIPMENT INCLUDED AT NO EXTRA CHARGE			
EXTERIOR <ul style="list-style-type: none">DAYTIME RUNNING LIGHTSEASY FUEL® CAPLESS FILLERFOG LAMPSFULLY BOXED STEEL FRAMEHALOGEN HEADLAMPSHEADLAMPS - AUTO HIGH BEAMHEADLAMPS - AUTOLAMP (ON/OFF)LOCKING REMOVABLE TAILGATEMANUAL FOLD POWER MIRRORSPICKUP BOX TIE DOWN HOOKSREAR PRIVACY GLASSTRAILER SWAY CONTROL	INTERIOR <ul style="list-style-type: none">1TOUCH UP/DOWN DR/PASS WIN60/40 FOLD-UP REAR BENCH SEATA/C W/MANUAL CLIMATE CONTROL, SINGLE ZONECRUISE CONTROLDOOR LOCKS - POWERDUAL VISOR VANITY MIRRORSILLUMINATED ENTRYOUTSIDE TEMP DISPLAYPOWERPOINT - 12V (FRONT)TILT/TELESCOPE STR COLUMN	FUNCTIONAL <ul style="list-style-type: none">AUTO START STOP TECHCURVE CONTROLDYNAMIC HITCH ASSISTELECT 4X4 SHIFT-ON-FLYELECTRIC-ASSIST PARK BRAKEFAIL-SAFE COOLING SYSTEM▶ FORDPASS™ CONNECT 4GWI-FI HOTSPOT TELEMATICS MODEMGAS-CHARGED SHOCKSMYKEY®OUTBOARD MNTD REAR SHOCKSPRE-COLLISION ASSIST W/AEBREAR VIEW CAMERASELECTSHIFT®SYNC®3 W/8" TOUCHSCREEN	SAFETY/SECURITY <ul style="list-style-type: none">ADVANCETRAC® WITH RSC®AIRBAGS - FRONT SEAT MOUNTED SIDE IMPACTAIRBAGS - SAFETY CANOPY®CTR HIGH MOUNT STOP LAMPPERIMETER ALARMSECURICODE KEYLESS KEYPADSOS POST-CRASH ALERT SYS™TIRE PRESSURE MONIT SYS

INCLUDED ON THIS VEHICLE	(MSRP)		(MSRP)
EQUIPMENT GROUP 302A <ul style="list-style-type: none">XLT SERIESREAR-WINDOW DEFROSTERSIRIUS XM RADIOREMOTE START SYSTEM	4345.00		
OPTIONAL EQUIPMENT/OTHER <ul style="list-style-type: none">5.0L V83.73 ELECTRONIC LOCK RR AXLE7000# GVWR PACKAGEFRONT LICENSE PLATE BRACKETENGINE BLOCK HEATER50 STATE EMISSIONSTWIN PANEL MOONROOFPRO TRAILER BACKUP ASSISTVOICE-ACTIVATED NAVIGATIONTRAILER TOW PACKAGEMIRROR MAN FOLD W/POWER GLASSTAILGATE STEP36GAL EXTENDED RANGE FUEL TANKINTEGRATED TRAILER BRAKE CONTXLT POWER EQUIPMENT GROUP PKGPOWER-SLIDING REAR WINDOWLED BOX LIGHTING.110V/400W OUTLETXLT SPORT APPEARANCE PACKAGE.275/65R 18 OWL (A/S A/T).18" SIX-SPOKE MACH-ALUM WHEELWHEEL WELL LINERFLEX FUEL VEHICLE	1995.00 570.00 NO CHARGE 90.00 NO CHARGE 1495.00 795.00 995.00 375.00 445.00 275.00 725.00 300.00 180.00	PRICE INFORMATION BASE PRICE TOTAL OPTIONS/OTHER TOTAL VEHICLE & OPTIONS/OTHER DESTINATION & DELIVERY TOTAL BEFORE DISCOUNTS XLT LUX CHROME OR SPRT XLT/LARIAT DISCT NAV XLT LUX PWR EQUIP GRP TOTAL SAVINGS	\$42,915.00 12585.00 55500.00 1595.00 57095.00 - 1750.00 - 500.00 - 250.00 - 2500.00

	RAMP ONE		TOTAL MSRP \$54,595.00
	CH12	CONVOY	
	RAMP TWO	ITEM #: 24-1302 O/T 59	
	This label is affixed pursuant to the Federal Automobile Information Disclosure Act. Gasoline, License, and Title Fees, State and Local taxes are not included. Dealer installed options or accessories are not included unless listed above.		SPECIAL ORDER R862 R 6B 2X 950 000105 03 20 20

EPA DOT

Fuel Economy and Environment

E85

Flexible-Fuel Vehicle
Gasoline-Ethanol (E85)

Fuel Economy

18

combined city/hwy

16

city

22

highway

5.6

gallons per 100 miles

Standard Pickup Trucks range from 12 to 25 MPG. The best vehicle rates 136 MPGe. Values are based on gasoline and do not reflect performance and ratings based on E85.

You spend

\$3,500

more in fuel costs over 5 years compared to the average new vehicle.

Driving Range

Gasoline: 668 miles

Ethanol (E85): 482 miles

Annual fuel cost

\$2,100

Fuel Economy & Greenhouse Gas Rating (tailpipe only)

Smog Rating (tailpipe only)

13

110

Best

13

110




Best

This vehicle emits 498 grams CO2 per mile. The best emits 0 grams per mile (tailpipe only). Producing and distributing fuel also create emissions; learn more at fueleconomy.gov.

Actual results will vary for many reasons, including driving conditions and how you drive and maintain your vehicle. The average new vehicle gets 27 MPG and costs \$7,000 to fuel over 5 years. Cost estimates are based on 15,000 miles per year at \$2.55 per gallon. This is a dual fueled automobile. MPGe is miles per gasoline gallon equivalent. Vehicle emissions are a significant cause of climate change and smog.

fueleconomy.gov

Calculate personalized estimates and compare vehicles




Ford

FORD PROTECT®

Insist on Ford Protect! The only extended service plan fully backed by Ford and honored at every Ford dealership in the U.S., Canada and Mexico. See your Ford dealer or visit www.FordOwner.com.

1FTEW1E55KFD35222




WARNING:

Operating, servicing and maintaining a passenger vehicle, pickup truck, van, or off-road vehicle can expose you to chemicals including engine exhaust, carbon monoxide, phthalates, and lead, which are known to the State of California to cause cancer and birth defects or other reproductive harm. To minimize exposure, avoid breathing exhaust, do not idle the engine except as necessary, service your vehicle in a well-ventilated area and wear gloves or wash your hands frequently when servicing your vehicle. For more information go to www.P65Warnings.ca.gov/passenger-vehicle.

SCAN OR TEXT 1FKFD35222 TO 48028

Msg & Data rates may apply. Text HELP for help



www.ford.com/help/privacy-terms/