

Go Further

ford.com

VEHICLE DESCRIPTION

F-150

2018 F-150 4X4 SUPERCREW  
145" WHEELBASE  
5.0L V8  
ELEC 10-SPEED AUTO W/TOW MO

EXTERIOR  
OXFORD WHITE  
INTERIOR  
GRAY INT W/BLACK SPORT CLOT

JF

E61076

STANDARD EQUIPMENT INCLUDED AT NO EXTRA CHARGE

EXTERIOR

- DAYTIME RUNNING LIGHTS
- EASY FUEL CAPLESS FILLER
- FULLY BOXED STEEL FRAME
- HALOGEN HEADLAMPS
- HEADLAMPS - AUTOLAMP (ON/OFF)
- LOCKING REMOVABLE TAILGATE
- PICKUP BOX TIE DOWN HOOKS
- TRAILER SWAY CONTROL
- WIPERS- INTERMITTENT

INTERIOR

- 60/40 FOLD-UP REAR BENCH SEAT
- A/C W/MANUAL CLIMATE CONTROL, SINGLE ZONE
- DUAL SUNVISORS
- ILLUMINATED ENTRY
- OUTSIDE TEMP DISPLAY
- POWERPOINTS
- TILT/TELESCOPE STR COLUMN

FUNCTIONAL

- 4-WHEEL DISC BRAKES W/ABS
- AUTO START STOP TECH
- CURVE CONTROL
- DYNAMIC HITCH ASSIST
- ELECT 4X4 SHIFT-ON-FLY
- ELECTRIC-ASSIST PARK BRAKE
- FADE-TO-OFF INTERIOR LIGHT
- FAIL-SAFE COOLING SYSTEM
- GAS-CHARGED SHOCKS
- HILL START ASSIST
- MANUAL FOLD MIRRORS
- OUTBOARD MNTD REAR SHOCKS
- PWR RACK AND PINION STEER
- REAR VIEW CAMERA
- SELECTSHIFT TRANSMISSION

SAFETY/SECURITY

- ADVANCETRAC WITH RSC
- AIRBAGS - FRONT SEAT MOUNTED SIDE IMPACT
- AIRBAGS - SAFETY CANOPY SIDE CURTAIN
- CTR HIGH MOUNT STOP LAMP
- SOS POST CRASH ALERT SYS
- TIRE PRESSURE MONITOR SYS

WARRANTY

- 3YR/36,000 BUMPER / BUMPER
- 5YR/60,000 POWERTRAIN
- 5YR/60,000 ROADSIDE ASSIST

INCLUDED ON THIS VEHICLE

EQUIPMENT GROUP 101A

- XL SERIES
- XL POWER EQUIPMENT GROUP
- CRUISE CONTROL

OPTIONAL EQUIPMENT/OTHER

5.0L V8

3.55 ELECTRONIC LOCK RR AXLE

7000# GVWR PACKAGE

FRONT LICENSE PLATE BRACKET

COLOR-COORDINATED CARPET

BLACK PLATFORM RUNNING BOARDS

CALIFORNIA EMISSIONS SYSTEM

PRO TRAILER BACKUP ASSIST

ALL-WEATHER RUBBER FLOOR MATS

TRAILER TOW PACKAGE

SIRIUS XM SATELLITE RADIO

STX APPEARANCE PACKAGE

.275/55R20 BSW ALL-TERRAIN

.SYNC 3

.REAR-WINDOW DEFROSTER

.20" MACH-ALUM W/FLASH GRAY PK

.MANUAL DRIVER LUMBAR

.PRIVACY GLASS

XL SPORT APPEARANCE PACKAGE

.FOG LAMPS

SPORT CLOTH 40/CONSOLE/40

FLEX FUEL VEHICLE

(MSRP)

2,255.00

1,995.00

470.00

NO CHARGE

145.00

250.00

NO CHARGE

135.00

995.00

195.00

1,995.00

775.00

NO CHARGE

PRICE INFORMATION

BASE PRICE

37,755.00

TOTAL OPTIONS/OTHER

9,210.00

TOTAL VEHICLE & OPTIONS/OTHER

46,965.00

DESTINATION & DELIVERY

1,495.00

TOTAL BEFORE DISCOUNTS

48,460.00

XL MID DISCOUNT

- 750.00

STX APPEARANCE DISCT

- 1,250.00

TOTAL SAVINGS

- 2,000.00

EPA DOT

Fuel Economy and Environment

E85

Flexible-Fuel Vehicle  
Gasoline-Ethanol (E85)

Fuel Economy

18

MPG

combined city/hwy

16

city

22

highway

5.6

gallons per 100 miles

Standard Pickup Trucks range from 14 to 22 MPG. The best vehicle rates 136 MPGe. Values are based on gasoline and do not reflect performance and ratings based on E85.

You spend

\$3,250

more in fuel costs over 5 years compared to the average new vehicle.

Driving Range

Gasoline: 486 miles

Ethanol (E85): 351 miles

Annual fuel cost

\$2,000

Fuel Economy & Greenhouse Gas Rating (tailpipe only)

Smog Rating (tailpipe only)

1

3

10

Best

1

3

10





Best

This vehicle emits 498 grams CO<sub>2</sub> per mile. The best emits 0 grams per mile (tailpipe only). Producing and distributing fuel also create emissions; learn more at [fuelconomy.gov](#).

Actual results will vary for many reasons, including driving conditions and how you drive and maintain your vehicle. The average new vehicle gets 27 MPG and costs \$6,750 to fuel over 5 years. Cost estimates are based on 15,000 miles per year at \$2.40 per gallon. This is a dual fueled automobile. MPGe is miles per gasoline gallon equivalent. Vehicle emissions are a significant cause of climate change and smog.

fueleconomy.gov

Calculate personalized estimates and compare vehicles



GOVERNMENT 5-STAR SAFETY RATINGS

Overall Vehicle Score

★★★★★

Based on the combined ratings of frontal, side and rollover. Should ONLY be compared to other vehicles of similar size and weight.

Frontal Crash

Driver Passenger

★★★★★

Based on the risk of injury in a frontal impact. Should ONLY be compared to other vehicles of similar size and weight.

Side Crash

Front seat Rear seat

★★★★★

Based on the risk of injury in a side impact.


Rollover


★★★★

Based on the risk of rollover in a single-vehicle crash.


Star ratings range from 1 to 5 stars (★★★★★), with 5 being the highest. Source: National Highway Traffic Safety Administration (NHTSA). [www.safercar.gov](#) or 1-888-327-4236

1FTEW1E55JFE61076



**WARNING:** Operating, servicing and maintaining a passenger vehicle, pickup truck, v vehicle can expose you to chemicals including engine exhaust, carbon monoxide, phtl lead, which are known to the State of California to cause cancer and birth defects or other reproductive harm. To minimize exposure, avoid breathing exhaust, do not idle the engine except as necessary, service your vehicle in a well-ventilated area and wear gloves or wash your hands frequently when servicing your vehicle. For more information go to [www.P65Warnings.ca.gov/passenger-vehicle](#).

rates may apply. Text HELP for help



[www.ford.com/help/privacy-terms/](#)

2201810093543