

Go Further

ford.com

VEHICLE DESCRIPTION

F-150

2019 F-150 4X4 SUPERCREW
145" WHEELBASE
5.0L V8
ELEC 10-SPEED AUTO W/TOW MO

EXTERIOR
AGATE BLACK
INTERIOR
GRAY INT W/BLACK 40/CON/40

KK E75640

STANDARD EQUIPMENT INCLUDED AT NO EXTRA CHARGE

EXTERIOR

- DAYTIME RUNNING LIGHTS
- EASY FUEL® CAPLESS FILLER
- FULLY BOXED STEEL FRAME
- HALOGEN HEADLAMPS
- HEADLAMPS - AUTO HIGH BEAM
- HEADLAMPS - AUTOLAMP (ON/OFF)
- LOCKING REMOVABLE TAILGATE
- PICKUP BOX TIE DOWN HOOKS
- TRAILER SWAY CONTROL
- WIPERS- INTERMITTENT

INTERIOR

- 60/40 FOLD-UP REAR BENCH SEAT
- A/C W/MANUAL CLIMATE CONTROL, SINGLE ZONE
- DUAL SUNVISORS
- ILLUMINATED ENTRY
- OUTSIDE TEMP DISPLAY
- POWERPOINT - 12V (FRONT)
- TILT/TELESCOPE STR COLUMN

FUNCTIONAL

- AUTO START STOP TECH
- CURVE CONTROL
- DYNAMIC HITCH ASSIST
- ELECT 4X4 SHIFT-ON-FLY
- ELECTRIC-ASSIST PARK BRAKE
- FADE-TO-OFF INTERIOR LIGHT
- FAIL-SAFE COOLING SYSTEM
- GAS-CHARGED SHOCKS
- HILL START ASSIST
- MANUAL FOLD MIRRORS
- OUTBOARD MNTD REAR SHOCKS
- PRE-COLLISION ASSIST W/AEB
- PWR RACK AND PINION STEER
- REAR VIEW CAMERA
- SELECTSHIFT®

SAFETY/SECURITY

- ADVANCETRAC® WITH RSC®
- AIRBAGS - FRONT SEAT MOUNTED SIDE IMPACT
- AIRBAGS - SAFETY CANOPY®
- CTR HIGH MOUNT STOP LAMP
- SECURILOCK® ANTI-THEFT SYS
- SOS POST-CRASH ALERT SYSTM™
- TIRE PRESSURE MONIT SYS

INCLUDED ON THIS VEHICLE

EQUIPMENT GROUP 101A

- XL SERIES
- XL POWER EQUIPMENT GROUP
- CRUISE CONTROL

OPTIONAL EQUIPMENT/OTHER

5.0L V8

3.55 ELECTRONIC LOCK RR AXLE

7000# GVWR PACKAGE

FRONT LICENSE PLATE BRACKET

COLOR-COORDINATED CARPET

BLACK PLATFORM RUNNING BOARDS

CLASS IV TRAILER HITCH

FX4 OFF-ROAD PACKAGE

.SKID PLATES

.FLOOR LINER - TRAY STYLE

SIRIUS XM RADIO

STX APPEARANCE PACKAGE

.275/55R20 BSW ALL-TERRAIN

.SYNC 3

.REAR-WINDOW DEFROSTER

.20" MACH-ALUM W/FLASH GRAY PK

.MANUAL DRIVER LUMBAR

.PRIVACY GLASS

XL SPORT APPEARANCE PACKAGE

.FOG LAMPS

STX SPORT CLOTH 40/CON/40

FLEX FUEL VEHICLE

(MSRP)

2,255.00

1,995.00

50.00

NO CHARGE

145.00

250.00

95.00

905.00

195.00

1,995.00

775.00

295.00

PRICE INFORMATION

BASE PRICE

538,205.00

TOTAL OPTIONS/OTHER

8,955.00

TOTAL VEHICLE & OPTIONS/OTHER

547,160.00

DESTINATION & DELIVERY

1,595.00

TOTAL BEFORE DISCOUNTS

548,755.00

XL MID DISCOUNT

- 750.00

STX APPEARANCE DISCT

- 1,250.00

TOTAL SAVINGS

- 2,000.00

EPA DOT

Fuel Economy and Environment

E85

Flexible-Fuel Vehicle
Gasoline-Ethanol (E85)

Fuel Economy

18

combined city/hwy

16

city

22

highway

5.6

gallons per 100 miles

Standard Pickup Trucks range from 12 to 25 MPG. The best vehicle rates 136 MPGe. Values are based on gasoline and do not reflect performance and ratings based on E85.

You spend

\$3,500

more in fuel costs over 5 years compared to the average new vehicle.

Driving Range

Gasoline: 486 miles

Ethanol (E85): 351 miles

Annual fuel cost

\$2,100

Fuel Economy & Greenhouse Gas Rating (tailpipe only)

Smog Rating (tailpipe only)

1

3

10

Best

1

3

10

Best

This vehicle emits 498 grams CO₂ per mile. The best emits 0 grams per mile (tailpipe only). Producing and distributing fuel also create emissions; learn more at [fuelconomy.gov](#).

Actual results will vary for many reasons, including driving conditions and how you drive and maintain your vehicle. The average new vehicle gets 27 MPG and costs \$7,000 to fuel over 5 years. Cost estimates are based on 15,000 miles per year at \$2.55 per gallon. This is a dual fueled automobile. MPGe is miles per gasoline gallon equivalent. Vehicle emissions are a significant cause of climate change and smog.

fueleconomy.gov


Calculate personalized estimates and compare vehicles

U.S. DEPARTMENT OF ENERGY

U.S. DEPARTMENT OF TRANSPORTATION

U.S. ENVIRONMENTAL PROTECTION AGENCY

Smartphone QR Code™



GOVERNMENT 5-STAR SAFETY RATINGS

Overall Vehicle Score

★★★★★

Based on the combined ratings of frontal, side and rollover. Should ONLY be compared to other vehicles of similar size and weight.

Frontal Crash

Driver Passenger

★★★★★

Based on the risk of injury in a frontal impact. Should ONLY be compared to other vehicles of similar size and weight.

Side Crash

Front seat Rear seat

★★★★★

Based on the risk of injury in a side impact.


Rollover

★★★★

Based on the risk of rollover in a single-vehicle crash.

Star ratings range from 1 to 5 stars (★★★★★), with 5 being the highest. Source: National Highway Traffic Safety Administration (NHTSA). [www.safercar.gov](#) or 1-888-327-4236


1FTEW1E50KKE75640



WARNING:

Operating, servicing and maintaining a passenger vehicle, pickup truck, v vehicle can expose you to chemicals including engine exhaust, carbon monoxide, phtl lead, which are known to the State of California to cause cancer and birth defects or other reproductive harm. To minimize exposure, avoid breathing exhaust, do not idle the engine except as necessary, service your vehicle in a well-ventilated area and wear gloves or wash your hands frequently when servicing your vehicle. For more information go to [www.P65Warnings.ca.gov/passenger-vehicle](#).

rates may apply. Text HELP for help



[www.ford.com/help/privacy-terms/](#)

42 YEARS


FORD F-SERIES

AMERICA'S BEST SELLING TRUCKS

BUILT

Ford

TOUGH

	RAMP ONE		TOTAL MSRP \$46,755.00
	CATB	CONVOY	
	RAMP TWO	ITEM #: 52-8847 O/T 2	<div><div></div><div>Whether you decide to lease or finance your vehicle, you'll find the choices that are right for you. See your dealer for details or visit www.ford.com/finance.</div></div> <div>FORD CREDIT</div>
	This label is affixed pursuant to the Federal Automobile Information Disclosure Act. Gasoline, License, and Title Fees, State and Local taxes are not included. Dealer installed options or accessories are not included unless listed above.		KK042 N RB 2X 950 000650 10 04 19

2201910136879