

Go Further

ford.com

VEHICLE DESCRIPTION

F-150

2020 F-150 4X4 SUPERCREW
145" WHEELBASE
3.5L V6 ECOBOOST
ELEC 10-SPEED AUTO W/TOW MO

EXTERIOR
RAPID RED MET TINTED CC
INTERIOR
BLACK SPORT 40/CONSOLE/40

LK F16560

STANDARD EQUIPMENT INCLUDED AT NO EXTRA CHARGE

EXTERIOR

- DAYTIME RUNNING LIGHTS
- EASY FUEL® CAPLESS FILLER
- FOG LAMPS
- FULLY BOXED STEEL FRAME
- HALOGEN HEADLAMPS
- HEADLAMPS - AUTO HIGH BEAM
- HEADLAMPS - AUTOLAMP (ON/OFF)
- LOCKING REMOVABLE TAILGATE
- MANUAL FOLD POWER MIRRORS
- PICKUP BOX TIE DOWN HOOKS
- REAR PRIVACY GLASS
- TRAILER SWAY CONTROL

INTERIOR

- 1TOUCH UP/DOWN DR/PASS WIN
- 60/40 FOLD-UP REAR BENCH SEAT
- A/C W/MANUAL CLIMATE CONTROL, SINGLE ZONE
- CRUISE CONTROL
- DOOR LOCKS - POWER
- DUAL VISOR VANITY MIRRORS
- ILLUMINATED ENTRY
- OUTSIDE TEMP DISPLAY
- POWERPOINT - 12V (FRONT)
- STEERING - TILT/TELESCOPIC WHEEL WITH AUDIO

FUNCTIONAL

- AUTO START STOP TECH
- CURVE CONTROL
- DYNAMIC HITCH ASSIST
- ELECT 4X4 SHIFT-ON-FLY
- FAIL-SAFE COOLING SYSTEM
- FORDPASS™ CONNECT 4GWI-FI HOTSPOT TELEMATICS MODEM
- GAS-CHARGED SHOCKS
- MYKEY®
- OUTBOARD MNTD REAR SHOCKS
- PRE-COLLISION ASSIST W/AEB
- REAR VIEW CAMERA
- REMOTE START- FORDPASS APP
- SELECTSHIFT®
- SYNC®3 8" SCRN W/APPLINK®

SAFETY/SECURITY

- ADVANCETRAC® WITH RSC®
- AIRBAGS - FRONT SEAT MOUNTED SIDE IMPACT
- AIRBAGS - SAFETY CANOPY®
- CTR HIGH MOUNT STOP LAMP
- PERIMETER ALARM
- SECURICODE KEYLESS KEYPAD
- SOS POST-CRASH ALERT SYSTM™
- TIRE PRESSURE MONIT SYS

INCLUDED ON THIS VEHICLE
EQUIPMENT GROUP 302A

- XLT SERIES
- REAR-WINDOW DEFROSTER
- SIRIUS XM RADIO

OPTIONAL EQUIPMENT/OTHER

2020 MODEL YEAR

RAPID RED MET TINTED CC

3.5L V6 ECOBOOST

275/55R20 OWL ALL-TERRAIN

3.55 ELECTRONIC LOCK RR AXLE

7000# GVWR PACKAGE

FRONT LICENSE PLATE BRACKET

PRO TRAILER BACKUP ASSIST

VOICE-ACTIVATED NAVIGATION

MAX TRAILER TOW PACKAGE

.36GAL EXTENDED RANGE FUEL TAN

.INTEGRATED TRAILER BRAKE CONT

MIRROR MAN FOLD W/POWER GLASS

TAILGATE STEP

20" SIX-SPOKE DARK ALLOY WHLS

XLT POWER EQUIPMENT GROUP PKG

.POWER-SLIDING REAR WINDOW

.LED BOX LIGHTING

.110V/400W OUTLET

REVERSE SENSING SYSTEM

XLT SPORT APPEARANCE PACKAGE

(MSRP)

4,345.00

395.00

2,595.00

NO CHARGE

NO CHARGE

NO CHARGE

795.00

1,295.00

375.00

1,295.00

725.00

275.00

300.00

PRICE INFORMATION

BASE PRICE

43,515.00

TOTAL OPTIONS/OTHER

12,395.00

TOTAL VEHICLE & OPTIONS/OTHER

55,910.00

DESTINATION & DELIVERY

1,695.00

TOTAL BEFORE DISCOUNTS

57,605.00

XLT LUX CHROME OR SPRT

- 1,750.00

XLT/LARIAT DISCT NAV


- 500.00

XLT LUX PWR EQUIP GRP

- 250.00


TOTAL SAVINGS

- 2,500.00

| | | | | |
|---|----------|---------------|--|--|
| | RAMP ONE | CONVOY | TOTAL MSRP | \$55,105.00 |
| | CC15 | | | |
| | RAMP TWO | ITEM #: |  FORD CREDIT | Whether you decide to lease or finance your vehicle, you'll find the choices that are right for you. See your dealer for details or visit www.ford.com/finance . |
| | | 53-P613 O/T 2 | | |
| This label is affixed pursuant to the Federal Automobile Information Disclosure Act. Gasoline, License, and Title Fees, State and Local taxes are not included. Dealer installed options or accessories are not included unless listed above. | | | LH252 N RB 2X 040 001486 08 25 20 | |


EPA DOT

Fuel Economy and Environment



Gasoline Vehicle

Fuel Economy



18

MPG

combined city/hwy

16

city

22

highway

Standard Pickup Trucks range from 14 to 27 MPG. The best vehicle rates 136 MPGe.

5.6 gallons per 100 miles

You spend

\$3,750

more in fuel costs over 5 years compared to the average new vehicle.

Annual fuel cost

\$2,250

Fuel Economy & Greenhouse Gas Rating (tailpipe only)

1 3 10 Best

Smog Rating (tailpipe only)




1 5 10 Best

This vehicle emits 488 grams CO₂ per mile. The best emits 0 grams per mile (tailpipe only). Producing and distributing fuel also create emissions; learn more at fuelconomy.gov.

Actual results will vary for many reasons, including driving conditions and how you drive and maintain your vehicle. The average new vehicle gets 27 MPG and costs \$7,500 to fuel over 5 years. Cost estimates are based on 15,000 miles per year at \$2.70 per gallon. MPGe is miles per gasoline gallon equivalent. Vehicle emissions are a significant cause of climate change and smog.

fueleconomy.gov

Calculate personalized estimates and compare vehicles



GOVERNMENT 5-STAR SAFETY RATINGS

Overall Vehicle Score

★★★★★

Based on the combined ratings of frontal, side and rollover. Should ONLY be compared to other vehicles of similar size and weight.

Frontal Crash

Driver Passenger

★★★★★

Based on the risk of injury in a frontal impact. Should ONLY be compared to other vehicles of similar size and weight.

Side Crash

Front seat Rear seat

★★★★★

Based on the risk of injury in a side impact.


Rollover


★★★★

Based on the risk of rollover in a single-vehicle crash.

Star ratings range from 1 to 5 stars (★★★★★), with 5 being the highest. Source: National Highway Traffic Safety Administration (NHTSA). www.safercar.gov or 1-888-327-4236

1FTEW1E4XLKF16560






WARNING: Operating, servicing and maintaining a passenger vehicle, pickup truck, van, or off-road vehicle can expose you to chemicals including engine exhaust, carbon monoxide, phthalates, and lead, which are known to the State of California to cause cancer and birth defects or other reproductive harm. To minimize exposure, avoid breathing exhaust, do not idle the engine except as necessary, service your vehicle in a well-ventilated area and wear gloves or wash your hands frequently when servicing your vehicle. For more information go to www.P65Warnings.ca.gov/passenger-vehicle.

SCAN OR TEXT 1FLKF16560 TO 48028

Msg & Data rates may apply. Text HELP for help



www.ford.com/help/privacy-terms/

6742202009012731