

Go Further

ford.com

VEHICLE DESCRIPTION

F-150

2020 F-150 4X4 SUPERCREW
145" WHEELBASE
3.5L V6 ECOBOOST
ELEC 10-SPEED AUTO W/TOW MO

EXTERIOR
AGATE BLACK
INTERIOR
BLACK SPORT 40/CONSOLE/40

LF B95957

STANDARD EQUIPMENT INCLUDED AT NO EXTRA CHARGE

EXTERIOR

- DAYTIME RUNNING LIGHTS
- EASY FUEL® CAPLESS FILLER
- FOG LAMPS
- FULLY BOXED STEEL FRAME
- HALOGEN HEADLAMPS
- HEADLAMPS - AUTO HIGH BEAM
- HEADLAMPS - AUTOLAMP (ON/OFF)
- LOCKING REMOVABLE TAILGATE
- MANUAL FOLD POWER MIRRORS
- PICKUP BOX TIE DOWN HOOKS
- REAR PRIVACY GLASS
- TRAILER SWAY CONTROL

INTERIOR

- 1TOUCH UP/DOWN DR/PASS WIN
- 60/40 FOLD-UP REAR BENCH SEAT
- A/C W/MANUAL CLIMATE CONTROL, SINGLE ZONE
- CRUISE CONTROL
- DOOR LOCKS - POWER
- DUAL VISOR VANITY MIRRORS
- ILLUMINATED ENTRY
- OUTSIDE TEMP DISPLAY
- POWERPOINT - 12V (FRONT)
- STEERING - TILT/TELESCOPIC WHEEL WITH AUDIO

FUNCTIONAL

- AUTO START STOP TECH
- CURVE CONTROL
- DYNAMIC HITCH ASSIST
- ELECT 4X4 SHIFT-ON-FLY
- FAIL-SAFE COOLING SYSTEM
- FORDPASS™ CONNECT 4GWI-FI HOTSPOT TELEMATICS MODEM
- GAS-CHARGED SHOCKS
- MYKEY®
- OUTBOARD MNTD REAR SHOCKS
- PRE-COLLISION ASSIST W/AEB
- REAR VIEW CAMERA
- REMOTE START- FORDPASS APP
- SELECTSHIFT®
- SYNC®3 8" SCR N W/APPLINK®

SAFETY/SECURITY

- ADVANCETRAC® WITH RSC®
- AIRBAGS - FRONT SEAT MOUNTED SIDE IMPACT
- AIRBAGS - SAFETY CANOPY®
- CTR HIGH MOUNT STOP LAMP
- PERIMETER ALARM
- SECURICODE KEYLESS KEYPAD
- SOS POST-CRASH ALERT SYS™
- TIRE PRESSURE MONIT SYS

INCLUDED ON THIS VEHICLE
EQUIPMENT GROUP 302A

- XLT SERIES
- REAR-WINDOW DEFROSTER
- SIRIUS XM RADIO

OPTIONAL EQUIPMENT/OTHER

3.5L V6 ECOBOOST

2,595.00

3.55 ELECTRONIC LOCK RR AXLE

NO CHARGE

7000# GVWR PACKAGE

NO CHARGE

FRONT LICENSE PLATE BRACKET

NO CHARGE

CALIFORNIA EMISSIONS SYSTEM

795.00

PRO TRAILER BACKUP ASSIST

1,295.00

VOICE-ACTIVATED NAVIGATION

80.00

MAX TRAILER TOW PACKAGE

195.00

.36GAL EXTENDED RANGE FUEL TAN

175.00

.INTEGRATED TRAILER BRAKE CONT

725.00

MIRROR MAN FOLD W/POWER GLASS

275.00

BOXLINK

300.00

REMOTE START SYSTEM

LED SIDE-MIRROR SPOTLIGHTS

XLT POWER EQUIPMENT GROUP PKG

.POWER-SLIDING REAR WINDOW

.LED BOX LIGHTING

.110V/400W OUTLET

REVERSE SENSING SYSTEM

XLT SPORT APPEARANCE PACKAGE

.275/65R 18 OWL (A/S A/T)

.18" SIX-SPOKE MACH-ALUM WHEEL

PRICE INFORMATION

BASE PRICE

\$43,515.00

TOTAL OPTIONS/OTHER

10,780.00

TOTAL VEHICLE & OPTIONS/OTHER

54,295.00

DESTINATION & DELIVERY

1,695.00

TOTAL BEFORE DISCOUNTS

55,990.00

XLT LUX CHROME OR SPRT

- 1,750.00

XLT/LARIAT DISCT NAV

- 500.00

XLT LUX PWR EQUIP GRP

- 250.00


TOTAL SAVINGS

- 2,500.00

	RAMP ONE		TOTAL MSRP \$53,490.00
	CA46	CONVOY	
	RAMP TWO	ITEM #:	
		11-S302 O/T 2	
	This label is affixed pursuant to the Federal Automobile Information Disclosure Act. Gasoline, License, and Title Fees, State and Local taxes are not included. Dealer installed options or accessories are not included unless listed above.		LF243 N RB 2X 040 000782 06 24 20


EPA DOT

Fuel Economy and Environment



Gasoline Vehicle

Fuel Economy



18 MPG

combined city/hwy

16 city

22 highway

5.6 gallons per 100 miles

Standard Pickup Trucks range from 14 to 27 MPG. The best vehicle rates 136 MPGe.

You spend \$3,750 more in fuel costs over 5 years compared to the average new vehicle.

Annual fuel cost \$2,250




Fuel Economy & Greenhouse Gas Rating (tailpipe only)

Smog Rating (tailpipe only)


Actual results will vary for many reasons, including driving conditions and how you drive and maintain your vehicle. The average new vehicle gets 27 MPG and costs \$7,500 to fuel over 5 years. Cost estimates are based on 15,000 miles per year at \$2.70 per gallon. MPGe is miles per gasoline gallon equivalent. Vehicle emissions are a significant cause of climate change and smog.

fueleconomy.gov

Calculate personalized estimates and compare vehicles



Smartphone QR Code™



GOVERNMENT 5-STAR SAFETY RATINGS

Overall Vehicle Score ★★★★★

Based on the combined ratings of frontal, side and rollover. Should ONLY be compared to other vehicles of similar size and weight.

Frontal Crash ★★★★★

Driver Passenger ★★★★★

Based on the risk of injury in a frontal impact. Should ONLY be compared to other vehicles of similar size and weight.

Side Crash ★★★★★

Front seat ★★★★★

Rear seat ★★★★★


Based on the risk of injury in a side impact.


Rollover ★★★★★

Based on the risk of rollover in a single-vehicle crash.


Star ratings range from 1 to 5 stars (★★★★★), with 5 being the highest. Source: National Highway Traffic Safety Administration (NHTSA). www.safercar.gov or 1-888-327-4236

1FTEW1E47LFB95957



 **WARNING:** Operating, servicing and maintaining a passenger vehicle, pickup truck, v vehicle can expose you to chemicals including engine exhaust, carbon monoxide, phtl lead, which are known to the State of California to cause cancer and birth defects or other reproductive harm. To minimize exposure, avoid breathing exhaust, do not idle the engine except as necessary, service your vehicle in a well-ventilated area and wear gloves or wash your hands frequently when servicing your vehicle. For more information go to www.P65Warnings.ca.gov/passenger-vehicle.

rates may apply. Text HELP for help



www.ford.com/help/privacy-terms/