

Go Further

ford.com

VEHICLE DESCRIPTION

F-150


2019 F-150 4X4 SUPERCREW  
145" WHEELBASE  
3.5L V6 ECOBOOST  
ELEC 10-SPEED AUTO W/TOW MO

EXTERIOR  
INGOT SILVER  
INTERIOR  
MED GRAY CLOTH 40CONSOLE40

KF B43265


STANDARD EQUIPMENT INCLUDED AT NO EXTRA CHARGE			
<b>EXTERIOR</b> <ul style="list-style-type: none"><li>DAYTIME RUNNING LIGHTS</li><li>EASY FUEL® CAPLESS FILLER</li><li>FOG LAMPS</li><li>FULLY BOXED STEEL FRAME</li><li>HALOGEN HEADLAMPS</li><li>HEADLAMPS - AUTO HIGH BEAM</li><li>HEADLAMPS - AUTOLAMP (ON/OFF)</li><li>LOCKING REMOVABLE TAILGATE</li><li>MANUAL FOLD POWER MIRRORS</li><li>PICKUP BOX TIE DOWN HOOKS</li><li>REAR PRIVACY GLASS</li><li>TRAILER SWAY CONTROL</li></ul>	<b>INTERIOR</b> <ul style="list-style-type: none"><li>1TOUCH UP/DOWN DR/PASS WIN</li><li>60/40 FOLD-UP REAR BENCH SEAT</li><li>A/C W/MANUAL CLIMATE CONTROL, SINGLE ZONE</li><li>CRUISE CONTROL</li><li>DOOR LOCKS - POWER</li><li>DUAL VISOR VANITY MIRRORS</li><li>ILLUMINATED ENTRY</li><li>OUTSIDE TEMP DISPLAY</li><li>POWERPOINT - 12V (FRONT)</li><li>TILT/TELESCOPE STR COLUMN</li></ul>	<b>FUNCTIONAL</b> <ul style="list-style-type: none"><li>AUTO START STOP TECH</li><li>CURVE CONTROL</li><li>DYNAMIC HITCH ASSIST</li><li>ELECT 4X4 SHIFT-ON-FLY</li><li>ELECTRIC-ASSIST PARK BRAKE</li><li>FAIL-SAFE COOLING SYSTEM</li><li>▶ <b>FORDPASS™ CONNECT</b> 4GWI-FI HOTSPOT TELEMATICS MODEM</li><li>GAS-CHARGED SHOCKS</li><li>MYKEY®</li><li>OUTBOARD MNTD REAR SHOCKS</li><li>PRE-COLLISION ASSIST W/AEB</li><li>REAR VIEW CAMERA</li><li>SELECTSHIFT®</li><li>SYNCO3 W/8" TOUCHSCREEN</li></ul>	<b>SAFETY/SECURITY</b> <ul style="list-style-type: none"><li>ADVANCETRAC® WITH RSC®</li><li>AIRBAGS - FRONT SEAT MOUNTED SIDE IMPACT</li><li>AIRBAGS - SAFETY CANOPY®</li><li>CTR HIGH MOUNT STOP LAMP</li><li>PERIMETER ALARM</li><li>SECURICODE KEYLESS KEYPAD</li><li>SOS POST-CRASH ALERT SYS™</li><li>TIRE PRESSURE MONIT SYS</li></ul>

INCLUDED ON THIS VEHICLE	(MSRP)	PRICE INFORMATION	(MSRP)
<b>EQUIPMENT GROUP 302A</b> <ul style="list-style-type: none"><li>XLT SERIES</li><li>REAR-WINDOW DEFROSTER</li><li>SIRIUS XM RADIO</li><li>REMOTE START SYSTEM</li></ul>	4,345.00	BASE PRICE	\$42,915.00
		TOTAL OPTIONS/OTHER	14,185.00
<b>OPTIONAL EQUIPMENT/OTHER</b> <ul style="list-style-type: none"><li>XLT CHROME APPEARANCE PACKAGE</li><li>CHROME STEP BARS</li><li>3.5L V6 ECOBOOST</li><li>275/55R20 OWL ALL-TERRAIN</li><li>3.55 ELECTRONIC LOCK RR AXLE</li><li>7000# GVWR PACKAGE</li><li>PRO TRAILER BACKUP ASSIST</li><li>VOICE-ACTIVATED NAVIGATION</li><li>TRAILER TOW PACKAGE</li><li>MIRROR MAN FOLD W/POWER GLASS</li><li>FX4 OFF-ROAD PACKAGE</li><li>SKID PLATES</li><li>FLOOR LINER - TRAY STYLE</li><li>LED SIDE-MIRROR SPOTLIGHTS</li><li>20" CHROME-LIKE PVD WHEELS</li><li>36GAL EXTENDED RANGE FUEL TANK</li><li>INTEGRATED TRAILER BRAKE CONT</li><li>XLT POWER EQUIPMENT GROUP PKG</li><li>POWER-SLIDING REAR WINDOW</li><li>LED BOX LIGHTING</li><li>.110V/400W OUTLET</li><li>CLOTH 40/CONSOLE/40</li><li>KICKER SUBWOOFER *DLR INSTLD</li><li>BEDLINER-TOUGHBED SPRAYIN*ACCY</li></ul>	2,595.00 NO CHARGE 50.00      795.00 995.00 905.00   175.00 1,295.00 445.00 275.00 725.00    295.00 695.00 595.00	TOTAL VEHICLE & OPTIONS/OTHER DESTINATION & DELIVERY	57,100.00 1,595.00
		<b>TOTAL BEFORE DISCOUNTS</b>	<b>58,695.00</b>
		<b>XLT LUX CHROME OR SPRT</b>	<b>- 1,750.00</b>
		<b>XLT/LARIAT DISCT NAV</b>	<b>- 500.00</b>
		<b>XLT LUX PWR EQUIP GRP</b>	<b>- 250.00</b>
		<b>TOTAL SAVINGS</b>	<b>- 2,500.00</b>

	RAMP ONE		RAIL	ITEM #:	23-R123 O/T 1	 <div>Whether you decide to lease or finance your vehicle, you'll find the choices that are right for you. See your dealer for details or visit <a href="http://www.ford.com/finance">www.ford.com/finance</a>.</div>
	RA3E					
	RAMP TWO					
This label is affixed pursuant to the Federal Automobile Information Disclosure Act. Gasoline, License, and Title Fees, State and Local taxes are not included. Dealer installed options or accessories are not included unless listed above.				<b>SPECIAL ORDER</b> KB271 N RB 2X 950 004074 02 27 19		


EPA DOT

Fuel Economy and Environment



Gasoline Vehicle

Fuel Economy



19

combined city/hwy

17

city

23

highway

Standard Pickup Trucks range from 12 to 25 MPG. The best vehicle rates 136 MPGe.

You spend

\$3,000

more in fuel costs over 5 years compared to the average new vehicle.

Annual fuel cost

\$2,000

Fuel Economy & Greenhouse Gas Rating (tailpipe only)

Smog Rating (tailpipe only)

1

3

10

Best

1

5

10




Best

This vehicle emits 472 grams CO<sub>2</sub> per mile. The best emits 0 grams per mile (tailpipe only). Producing and distributing fuel also create emissions; learn more at [fuelconomy.gov](http://fuelconomy.gov).


Actual results will vary for many reasons, including driving conditions and how you drive and maintain your vehicle. The average new vehicle gets 27 MPG and costs \$7,000 to fuel over 5 years. Cost estimates are based on 15,000 miles per year at \$2.55 per gallon. MPGe is miles per gasoline gallon equivalent. Vehicle emissions are a significant cause of climate change and smog.

[fuelconomy.gov](http://fuelconomy.gov)

Calculate personalized estimates and compare vehicles



Smartphone QR Code™



GOVERNMENT 5-STAR SAFETY RATINGS

Overall Vehicle Score

★★★★★

Based on the combined ratings of frontal, side and rollover. Should ONLY be compared to other vehicles of similar size and weight.

Frontal Crash

Driver Passenger

★★★★★

Based on the risk of injury in a frontal impact. Should ONLY be compared to other vehicles of similar size and weight.

Side Crash

Front seat Rear seat

★★★★★

Based on the risk of injury in a side impact.

Rollover

★★★★

Based on the risk of rollover in a single-vehicle crash.

Star ratings range from 1 to 5 stars (★★★★★), with 5 being the highest.  
Source: National Highway Traffic Safety Administration (NHTSA).  
[www.safercar.gov](http://www.safercar.gov) or 1-888-327-4236

1FTEW1E46KFB43265





**WARNING:** Operating, servicing and maintaining a passenger vehicle, pickup truck, v vehicle can expose you to chemicals including engine exhaust, carbon monoxide, phtl lead, which are known to the State of California to cause cancer and birth defects or other reproductive harm. To minimize exposure, avoid breathing exhaust, do not idle the engine except as necessary, service your vehicle in a well-ventilated area and wear gloves or wash your hands frequently when servicing your vehicle. For more information go to [www.P65Warnings.ca.gov/passenger-vehicle](http://www.P65Warnings.ca.gov/passenger-vehicle).

rates may apply. Text HELP for help



[www.ford.com/help/privacy-terms/](http://www.ford.com/help/privacy-terms/)