

Go Further

ford.com

VEHICLE DESCRIPTION

F-150

2022 F-150 4X2 SUPERCREW  
145" WHEELBASE  
2.7L V6 ECOBOOST  
ELEC TEN-SPEED AUTO W/TOW M

EXTERIOR  
CARBONIZED GRAY METALLIC  
INTERIOR  
BLACK SPORT 40/CONSOLE/40

NK E93854

STANDARD EQUIPMENT INCLUDED AT NO EXTRA CHARGE

EXTERIOR

- DAYTIME RUNNING LAMPS
- EASY FUEL® CAPLESS FILLER
- FOG LAMPS
- FULLY BOXED STEEL FRAME
- HEADLAMPS - AUTO HIGH BEAM
- HEADLAMPS - AUTOLAMP (ON/OFF)
- MANUAL FOLD POWER MIRRORS
- PICKUP BOX TIE DOWN HOOKS
- POWER TAILGATE LOCK
- REAR PRIVACY GLASS
- TRAILER SWAY CONTROL

INTERIOR

- 1TOUCH UP/DOWN DR/PASS WIN
- 60/40 FOLD-UP REAR BENCH SEAT
- DOOR LOCKS - POWER
- DUAL VISOR VANITY MIRRORS
- ILLUMINATED ENTRY
- MESSAGE CTR: OUTSIDE TEMP, COMPASS, TRIP COMPUTER
- POWERPOINTS - 12V
- TILT/TELESCOPE STR COLUMN

FUNCTIONAL

- AUTO HOLD
- BLIS W/CROSS-TRAFFIC ALERT
- DYNAMIC HITCH ASSIST
- FORDPASS CONNECT™ 4G HOTSPOT TELEMATICS MODEM
- GAS-CHARGED SHOCKS
- LANE-KEEPING SYSTEM
- MYKEY®
- POST-COLLISION BRAKING
- PRE-COLLISION ASSIST W/AEB
- REVERSE BRAKE ASSIST
- REVERSE SENSING AND REAR VIEW CAMERA
- SELECTSHIFT®

SAFETY/SECURITY

- ADVANCETRAC™ WITH RSC®
- AIRBAGS - FRONT SEAT MOUNTED SIDE IMPACT
- AIRBAGS - SAFETY CANOPY®
- CTR HIGH MOUNT STOP LAMP
- PERIMETER ALARM
- SOS POST-CRASH ALERT SYSTM
- TIRE PRESSURE MONIT SYS

INCLUDED ON THIS VEHICLE

EQUIPMENT GROUP 302A

- XLT SERIES
- ELECTRONIC AUTO TEMP CONTROL
- AM/FM STEREO
- SYNC 4 W/ENHANCED VOICE RECOG
- LED SIDE-MIRROR SPOTLIGHTS
- REMOTE START SYSTEM

(MSRP)

5,955.00

PRICE INFORMATION

BASE PRICE

\$44,765.00

TOTAL OPTIONS/OTHER

10,215.00

TOTAL VEHICLE & OPTIONS/OTHER

54,980.00

DESTINATION & DELIVERY

1,795.00

TOTAL BEFORE DISCOUNTS

56,775.00

XLT HIGH CHRM OR SPRT

- 2,000.00

TOTAL SAVINGS

- 2,000.00

OPTIONAL EQUIPMENT/OTHER

2.7L V6 ECOBOOST

1,285.00

275/60R20 BSW ALL-SEASON

NO CHARGE

3.55 RATIO REGULAR AXLE

NO CHARGE

6400# GVWR PACKAGE

NO CHARGE

FRONT LICENSE PLATE BRACKET

NO CHARGE

50 STATE EMISSIONS

NO CHARGE

POWER-SLIDING REAR WINDOW

350.00

ONBOARD 400W OUTLET

NO CHARGE

CNCTD NAV/SIRIUSXM REMOVAL

- 200.00

CLASS IV TRAILER HITCH

NO CHARGE

MIRROR MAN FOLD W/POWER GLASS

NO CHARGE

POWER-ADJUSTABLE PEDALS

170.00

20" SIX-SPOKE DARK ALLOY WHLS

1,495.00

BED UTILITY PACKAGE

695.00

.BOXLINK

NO CHARGE

.TAILGATE STEP

NO CHARGE

.LED BOX LIGHTING

NO CHARGE

XLT SPORT APPEARANCE PACKAGE

465.00


TX BADGE

NO CHARGE

	RAMP ONE		TOTAL MSRP \$54,775.00
	CATB		
	RAMP TWO	CONVOY	
		ITEM #:	
		52-T345 O/T 2	
	This label is affixed pursuant to the Federal Automobile Information Disclosure Act. Gasoline, License, and Title Fees, State and Local taxes are not included. Dealer installed options or accessories are not included unless listed above.		NH302 N RB 2X 265 001087 08 30 22


EPA DOT

Fuel Economy and Environment



Gasoline Vehicle

Fuel Economy



22 MPG

combined city/hwy

20 city

26 highway

4.5 gallons per 100 miles

Standard Pickup Trucks range from 12 to 70 MPG. The best vehicle rates 142 MPGe.

You spend \$1,500 more in fuel costs over 5 years compared to the average new vehicle.

Annual fuel cost \$1,600

Fuel Economy & Greenhouse Gas Rating (tailpipe only) 5




Smog Rating (tailpipe only) 6

This vehicle emits 404 grams CO2 per mile. The best emits 0 grams per mile (tailpipe only). Producing and distributing fuel also create emissions; learn more at fueleconomy.gov.

Actual results will vary for many reasons, including driving conditions and how you drive and maintain your vehicle. The average new vehicle gets 27 MPG and costs \$6,500 to fuel over 5 years. Cost estimates are based on 15,000 miles per year at \$2.35 per gallon. MPGe is miles per gasoline gallon equivalent. Vehicle emissions are a significant cause of climate change and smog.

fueleconomy.gov

Calculate personalized estimates and compare vehicles



GOVERNMENT 5-STAR SAFETY RATINGS

Overall Vehicle Score ★★★★★

Based on the combined ratings of frontal, side and rollover. Should ONLY be compared to other vehicles of similar size and weight.

Frontal Crash

Driver Passenger

★★★★★

★★★★★

Based on the risk of injury in a frontal impact. Should ONLY be compared to other vehicles of similar size and weight.

Side Crash

Front seat Rear seat

★★★★★

★★★★★

Based on the risk of injury in a side impact.


Rollover


★★★★

Based on the risk of rollover in a single-vehicle crash.

Star ratings range from 1 to 5 stars (★★★★★), with 5 being the highest. Source: National Highway Traffic Safety Administration (NHTSA). www.safercar.gov or 1-888-327-4236


1FTEW1CP9NKE93854





WARNING: Operating, servicing and maintaining a passenger vehicle, pickup truck, v vehicle can expose you to chemicals including engine exhaust, carbon monoxide, phtl lead, which are known to the State of California to cause cancer and birth defects or other reproductive harm. To minimize exposure, avoid breathing exhaust, do not idle the engine except as necessary, service your vehicle in a well-ventilated area and wear gloves or wash your hands frequently when servicing your vehicle. For more information go to www.P65Warnings.ca.gov/passenger-vehicle.

rates may apply. Text HELP for help



www.ford.com/help/privacy-terms/