

Go Further

ford.com

VEHICLE DESCRIPTION

F-150

2020 F-150 4X2 SUPERCREW  
145" WHEELBASE  
2.7L V6 ECOBOOST  
ELEC 10-SPEED AUTO W/TOW MO

EXTERIOR  
MAGNETIC  
INTERIOR  
GRAY INT W/BLACK 40/CON/40

LF B33219

STANDARD EQUIPMENT INCLUDED AT NO EXTRA CHARGE

EXTERIOR

- DAYTIME RUNNING LIGHTS
- EASY FUEL® CAPLESS FILLER
- FULLY BOXED STEEL FRAME
- HALOGEN HEADLAMPS
- HEADLAMPS - AUTO HIGH BEAM
- HEADLAMPS - AUTOLAMP (ON/OFF)
- LOCKING REMOVABLE TAILGATE
- PICKUP BOX TIE DOWN HOOKS
- TRAILER SWAY CONTROL
- WIPERS- INTERMITTENT

INTERIOR

- 60/40 FOLD-UP REAR BENCH SEAT
- A/C W/MANUAL CLIMATE CONTROL, SINGLE ZONE
- DUAL SUNVISORS
- OUTSIDE TEMP DISPLAY
- POWERPOINT - 12V (FRONT)
- TILT/TELESCOPE STR COLUMN

FUNCTIONAL

- 4-WHEEL ANTILOCK BRAKE SYS
- AUTO START STOP TECH
- CURVE CONTROL
- DYNAMIC HITCH ASSIST
- ELECTRIC-ASSIST PARK BRAKE
- FADE-TO-OFF INTERIOR LIGHT
- FAIL-SAFE COOLING SYSTEM
- GAS-CHARGED SHOCKS
- HILL START ASSIST
- MANUAL FOLD MIRRORS
- OUTBOARD MNTD REAR SHOCKS
- PRE-COLLISION ASSIST W/AEB
- PWR RACK AND PINION STEER
- REAR VIEW CAMERA
- SELECTSHIFT®

SAFETY/SECURITY

- ADVANCETRAC® WITH RSC®
- AIRBAGS - FRONT SEAT MOUNTED SIDE IMPACT
- AIRBAGS - SAFETY CANOPY®
- CTR HIGH MOUNT STOP LAMP
- SECURILOCK® ANTI-THEFT SYS
- SOS POST-CRASH ALERT SYSTM™
- TIRE PRESSURE MONIT SYS

INCLUDED ON THIS VEHICLE  
EQUIPMENT GROUP 101A

- XL SERIES
- XL POWER EQUIPMENT GROUP
- FORDPASS CONNECT 4G WIFI MODE
- CRUISE CONTROL

(MSRP)

2,480.00

PRICE INFORMATION

BASE PRICE\$35,035.00

TOTAL OPTIONS/OTHER7,625.00

TOTAL VEHICLE & OPTIONS/OTHER DESTINATION & DELIVERY42,660.001,595.00

TOTAL BEFORE DISCOUNTS44,255.00

XL MID DISCOUNT- 750.00

STX APPEARANCE DISCT- 1,250.00

TOTAL SAVINGS- 2,000.00

OPTIONAL EQUIPMENT/OTHER

2.7L V6 ECOBOOST995.00

3.55 RATIO REGULAR AXLENO CHARGE

6360# GVWR PACKAGENO CHARGE

FRONT LICENSE PLATE BRACKET145.00

COLOR-COORDINATED CARPET150.00

CLASS IV TRAILER HITCH195.00

SIRIUS XM RADIO1,995.00

STX APPEARANCE PACKAGE

.275/55R20 BSW ALL-SEASON

.SYNC 3

.REAR-WINDOW DEFROSTER

.MANUAL DRIVER LUMBAR

.PRIVACY GLASS

STX SPORT SPECIAL EDITION PKG595.00

.20" TARNISHED DARK PAINTED WH


XL SPORT APPEARANCE PACKAGE775.00

.FOG LAMPS

STX SPORT CLOTH 40/CON/40295.00


EPA DOT

Fuel Economy and Environment



Gasoline Vehicle

Fuel Economy



22 MPG

combined city/hwy

20 city

26 highway

4.5 gallons per 100 miles

Standard Pickup Trucks range from 14 to 27 MPG. The best vehicle rates 136 MPGe.

You spend

\$1,750

more in fuel costs over 5 years compared to the average new vehicle.

Annual fuel cost

\$1,850

Fuel Economy & Greenhouse Gas Rating (tailpipe only)

Smog Rating (tailpipe only)

1

4

10

Best

1

5




10

Best


This vehicle emits 402 grams CO2 per mile. The best emits 0 grams per mile (tailpipe only). Producing and distributing fuel also create emissions; learn more at fueleconomy.gov.

fueleconomy.gov

Calculate personalized estimates and compare vehicles



Smartphone QR Code™



GOVERNMENT 5-STAR SAFETY RATINGS

Overall Vehicle Score

★★★★★

Based on the combined ratings of frontal, side and rollover. Should ONLY be compared to other vehicles of similar size and weight.

Frontal Crash

Driver Passenger

★★★★★

Based on the risk of injury in a frontal impact. Should ONLY be compared to other vehicles of similar size and weight.

Side Crash

Front seat Rear seat

★★★★★

Based on the risk of injury in a side impact.

Rollover

★★★★

Based on the risk of rollover in a single-vehicle crash.

Star ratings range from 1 to 5 stars (★★★★★), with 5 being the highest. Source: National Highway Traffic Safety Administration (NHTSA). www.safercar.gov or 1-888-327-4236

1FTEW1CP6LFB33219



 **WARNING:** Operating, servicing and maintaining a passenger vehicle, pickup truck, v vehicle can expose you to chemicals including engine exhaust, carbon monoxide, phtl lead, which are known to the State of California to cause cancer and birth defects or other reproductive harm. To minimize exposure, avoid breathing exhaust, do not idle the engine except as necessary, service your vehicle in a well-ventilated area and wear gloves or wash your hands frequently when servicing your vehicle. For more information go to www.P65Warnings.ca.gov/passenger-vehicle.

rates may apply. Text HELP for help



www.ford.com/help/privacy-terms/

	RAMP ONE		TOTAL MSRP \$42,255.00
	RH80		
	RAMP TWO	RAIL	<div></div> <div>Whether you decide to lease or finance your vehicle, you'll find the choices that are right for you. See your dealer for details or visit <a href="http://www.ford.com/finance">www.ford.com/finance</a>.</div> <div>FORD CREDIT</div>
		ITEM #: 52-8229 O/T 2	
	This label is affixed pursuant to the Federal Automobile Information Disclosure Act. Gasoline, License, and Title Fees, State and Local taxes are not included. Dealer installed options or accessories are not included unless listed above.		LB061 N RB 2X 035 003263 02 06 20

2202002146494