

Go Further

ford.com

VEHICLE DESCRIPTION

F-150

2022 F-150 4X2 SUPERCREW
145" WHEELBASE
2.7L V6 ECOBOOST
ELEC TEN-SPEED AUTO W/TOW M

EXTERIOR
ATLAS BLUE METALLIC
INTERIOR
DARK SLATE CLOTH 40CONSLE40

NK D55728

STANDARD EQUIPMENT INCLUDED AT NO EXTRA CHARGE

EXTERIOR

- DAYTIME RUNNING LAMPS
- EASY FUEL® CAPLESS FILLER
- FOG LAMPS
- FULLY BOXED STEEL FRAME
- HEADLAMPS - AUTO HIGH BEAM
- HEADLAMPS - AUTOLAMP (ON/OFF)
- MANUAL FOLD POWER MIRRORS
- PICKUP BOX TIE DOWN HOOKS
- POWER TAILGATE LOCK
- REAR PRIVACY GLASS
- TRAILER SWAY CONTROL

INTERIOR

- 1TOUCH UP/DOWN DR/PASS WIN
- 60/40 FOLD-UP REAR BENCH SEAT
- DOOR LOCKS - POWER
- DUAL VISOR VANITY MIRRORS
- ILLUMINATED ENTRY
- MESSAGE CTR: OUTSIDE TEMP, COMPASS, TRIP COMPUTER
- POWERPOINTS - 12V
- TILT/TELESCOPE STR COLUMN

FUNCTIONAL

- AUTO HOLD
- BLIS W/CROSS-TRAFFIC ALERT
- DYNAMIC HITCH ASSIST
- FORDPASS CONNECT™ 4G HOTSPOT TELEMATICS MODEM
- GAS-CHARGED SHOCKS
- LANE-KEEPING SYSTEM
- MYKEY®
- POST-COLLISION BRAKING
- PRE-COLLISION ASSIST W/AEB
- REVERSE BRAKE ASSIST
- REVERSE SENSING AND REAR VIEW CAMERA
- SELECTSHIFT®

SAFETY/SECURITY

- ADVANCETRAC™ WITH RSC®
- AIRBAGS - FRONT SEAT MOUNTED SIDE IMPACT
- AIRBAGS - SAFETY CANOPY®
- CTR HIGH MOUNT STOP LAMP
- PERIMETER ALARM
- SOS POST-CRASH ALERT SYST™
- TIRE PRESSURE MONIT SYS

INCLUDED ON THIS VEHICLE

EQUIPMENT GROUP 302A

- XLT SERIES
- ELECTRONIC AUTO TEMP CONTROL
- SIRIUS XM W/ 360L
- SYNC 4 W/ENHANCED VOICE RECOG
- LED SIDE-MIRROR SPOTLIGHTS
- REMOTE START SYSTEM

(MSRP)

5,675.00

OPTIONAL EQUIPMENT/OTHER

- .XLT CHROME APPEARANCE PACKAGE
- .18" CHROME-LIKE PVD WHEELS
- 2.7L V6 ECOBOOST
- .265/60R18 BSW ALL-SEASON
- 3.55 RATIO REGULAR AXLE
- 6400# GVWR PACKAGE
- FRONT LICENSE PLATE BRACKET
- BRIGHT POLISHED STEP BARS
- 50 STATE EMISSIONS
- ONBOARD 400W OUTLET
- CLASS IV TRAILER HITCH
- MIRROR MAN FOLD W/POWER GLASS
- CLOTH 40/CONSOLE/40
- TX BADGE

(MSRP)

1,195.00

DEALER INSTALLED OPTIONS

- Wheel Lock Kit, Exposed

(MSRP)

70.00

PRICE INFORMATION

BASE PRICE

\$43,390.00

TOTAL OPTIONS/OTHER

7,235.00

TOTAL VEHICLE & OPTIONS/OTHER

50,625.00

DESTINATION & DELIVERY

1,695.00

TOTAL BEFORE DISCOUNTS

52,320.00

XLT HIGH CHRM OR SPRT


- 2,000.00

TOTAL SAVINGS

- 2,000.00


EPA DOT

Fuel Economy and Environment



Gasoline Vehicle

Fuel Economy



22 MPG

combined city/hwy

20 city

26 highway

4.5 gallons per 100 miles

Standard Pickup Trucks range from 12 to 70 MPG. The best vehicle rates 142 MPGe.

You spend

\$1,500

more in fuel costs over 5 years compared to the average new vehicle.

Annual fuel cost

\$1,600

Fuel Economy & Greenhouse Gas Rating (tailpipe only)

5

1 10 Best

This vehicle emits 404 grams CO₂ per mile. The best emits 0 grams per mile (tailpipe only). Producing and distributing fuel also create emissions; learn more at fueleconomy.gov.

Smog Rating (tailpipe only)




6

1 10 Best


Actual results will vary for many reasons, including driving conditions and how you drive and maintain your vehicle. The average new vehicle gets 27 MPG and costs \$6,500 to fuel over 5 years. Cost estimates are based on 15,000 miles per year at \$2.35 per gallon. MPGe is miles per gasoline gallon equivalent. Vehicle emissions are a significant cause of climate change and smog.

fueleconomy.gov

Calculate personalized estimates and compare vehicles



Smartphone QR Code™



GOVERNMENT 5-STAR SAFETY RATINGS

Overall Vehicle Score

★★★★★

Based on the combined ratings of frontal, side and rollover. Should ONLY be compared to other vehicles of similar size and weight.

Frontal Crash

Driver Passenger

★★★★★

Based on the risk of injury in a frontal impact. Should ONLY be compared to other vehicles of similar size and weight.

Side Crash

Front seat Rear seat

★★★★★

Based on the risk of injury in a side impact.

Rollover

★★★★

Based on the risk of rollover in a single-vehicle crash.

Star ratings range from 1 to 5 stars (★★★★★), with 5 being the highest. Source: National Highway Traffic Safety Administration (NHTSA). www.safercar.gov or 1-888-327-4236

1FTEW1CP5NKD55728






WARNING: Operating, servicing and maintaining a passenger vehicle, pickup truck, v vehicle can expose you to chemicals including engine exhaust, carbon monoxide, phtl lead, which are known to the State of California to cause cancer and birth defects or other reproductive harm. To minimize exposure, avoid breathing exhaust, do not idle the engine except as necessary, service your vehicle in a well-ventilated area and wear gloves or wash your hands frequently when servicing your vehicle. For more information go to www.P65Warnings.ca.gov/passenger-vehicle.

rates may apply. Text HELP for help



www.ford.com/help/privacy-terms/

	RAMP ONE		CONVOY	Whether you decide to lease or finance your vehicle, you'll find the choices that are right for you. See your dealer for details or visit www.ford.com/finance .
	CATB			
	RAMP TWO	ITEM #:	52-6349 O/T 2	
	This label is affixed pursuant to the Federal Automobile Information Disclosure Act. Gasoline, License, and Title Fees, State and Local taxes are not included. Dealer installed options or accessories are not included unless listed above.			NB232 N RB 2X 235 005589 02 23 22