

Go Further

ford.com

VEHICLE DESCRIPTION

F-150

2022 F-150 4X2 SUPERCREW
145" WHEELBASE
2.7L V6 ECOBOOST
ELEC TEN-SPEED AUTO W/TOW M

EXTERIOR
CARBONIZED GRAY METALLIC
INTERIOR
BLACK SPORT CLOTH40/CON/40

NF A61809

STANDARD EQUIPMENT INCLUDED AT NO EXTRA CHARGE

EXTERIOR

- DAYTIME RUNNING LAMPS
- EASY FUEL® CAPLESS FILLER
- FULLY BOXED STEEL FRAME
- HALOGEN HEADLAMPS
- HEADLAMPS - AUTO HIGH BEAM
- HEADLAMPS - AUTOLAMP (ON/OFF)
- LOCKING REMOVABLE TAILGATE
- PICKUP BOX TIE DOWN HOOKS
- TRAILER SWAY CONTROL
- WIPERS- INTERMITTENT

INTERIOR

- 4" PRODUCTIVITY SCREEN
- 60/40 FOLD-UP REAR BENCH SEAT
- DUAL SUNVISORS
- MESSAGE CTR: OUTSIDE TEMP, COMPASS, TRIP COMPUTER
- POWERPOINTS - 12V
- TILT/TELESCOPE STR COLUMN

FUNCTIONAL

- AUTO HOLD
- CURVE CONTROL
- DYNAMIC HITCH ASSIST
- FAIL-SAFE COOLING SYSTEM
- FORDPASS CONNECT™ 4G HOTSPOT TELEMATICS MODEM
- GAS-CHARGED SHOCKS
- HILL START ASSIST
- OUTBOARD MNTD REAR SHOCKS
- PRE-COLLISION ASSIST W/AEB
- PWR RACK AND PINION STEER
- REAR VIEW CAMERA
- SELECTSHIFT®

SAFETY/SECURITY

- ADVANCETRAC™ WITH RSC®
- AIRBAGS - FRONT SEAT MOUNTED SIDE IMPACT
- AIRBAGS - SAFETY CANOPY®
- CTR HIGH MOUNT STOP LAMP
- SECURILOCK® ANTI-THEFT SYS
- SOS POST-CRASH ALERT SYST™
- TIRE PRESSURE MONIT SYS

INCLUDED ON THIS VEHICLE

EQUIPMENT GROUP 101A

- XL SERIES
- XL POWER EQUIPMENT GROUP
- CRUISE CONTROL
- REVERSE SENSING SYSTEM

OPTIONAL EQUIPMENT/OTHER

2.7L V6 ECOBOOST

275/60R20 BSW ALL-SEASON

3.55 RATIO REGULAR AXLE

6400# GVWR PACKAGE

COLOR-COORDINATED CARPET

BLACK PLATFORM RUNNING BOARDS

STX APPEARANCE PACKAGE

.SYNC 4 W/ENHANCED VOICE RECOG

.REAR-WINDOW DEFROSTER

.SIRIUS XM W/ 360L

.PRIVACY GLASS

50 STATE EMISSIONS

INTERIOR WORK SURFACE

CLASS IV TRAILER HITCH

BOXLINK

FOG LAMPS

20" 6-SPOKE MAGNETIC PKT WHLS

STX SPORT CLOTH 40/CON/40

DEALER INSTALLED OPTIONS

Bed Divider

(MSRP)

920.00

1,195.00

NO CHARGE

NO CHARGE

145.00

250.00

1,780.00

NO CHARGE

195.00

205.00

80.00

NO CHARGE

1,225.00

295.00

365.00

PRICE INFORMATION

BASE PRICE

37,350.00

TOTAL OPTIONS/OTHER

6,655.00

TOTAL VEHICLE & OPTIONS/OTHER

44,005.00

DESTINATION & DELIVERY

1,695.00

TOTAL BEFORE DISCOUNTS

45,700.00

XL HIGH DISCOUNT

- 750.00

STX APPEARANCE DISCT

- 750.00

XL HIGH STX WHEEL

- 595.00

TOTAL SAVINGS

- 2,095.00

EPA DOT

Fuel Economy and Environment

Fuel Economy

22

combined city/hwy

20

city

26

highway

Standard Pickup Trucks range from 12 to 27 MPG. The best vehicle rates 142 MPGe.

4.5 gallons per 100 miles

You spend

\$1,500

more in fuel costs over 5 years

compared to the average new vehicle.

Annual fuel cost

\$1,600

Fuel Economy & Greenhouse Gas Rating (tailpipe only)

5

10

Best

This vehicle emits 404 grams CO₂ per mile. The best emits 0 grams per mile (tailpipe only). Producing and distributing fuel also create emissions; learn more at fueleconomy.gov.

Smog Rating (tailpipe only)




6

10

Best

fueleconomy.gov

Calculate personalized estimates and compare vehicles



GOVERNMENT 5-STAR SAFETY RATINGS

Overall Vehicle Score

★★★★★

Based on the combined ratings of frontal, side and rollover. Should ONLY be compared to other vehicles of similar size and weight.

Frontal Crash

Driver Passenger

★★★★★

Based on the risk of injury in a frontal impact. Should ONLY be compared to other vehicles of similar size and weight.

Side Crash

Front seat Rear seat

★★★★★

Based on the risk of injury in a side impact.

Rollover

★★★★

Based on the risk of rollover in a single-vehicle crash.

Star ratings range from 1 to 5 stars (★★★★★), with 5 being the highest. Source: National Highway Traffic Safety Administration (NHTSA). www.safercar.gov or 1-888-327-4236

1FTEW1CP2NFA61809



WARNING:

Operating, servicing and maintaining a passenger vehicle, pickup truck, van, or off-road vehicle can expose you to chemicals including engine exhaust, carbon monoxide, phthalates, and lead, which are known to the State of California to cause cancer and birth defects or other reproductive harm. To minimize exposure, avoid breathing exhaust, do not idle the engine except as necessary, service your vehicle in a well-ventilated area and wear gloves or wash your hands frequently when servicing your vehicle. For more information go to www.P65Warnings.ca.gov/passenger-vehicle.

44 YEARS

FORD F-SERIES

AMERICA'S BEST SELLING TRUCKS



The FordPass Connect™ modem is active and sending vehicle data (e.g., diagnostics) to Ford. See in-vehicle Settings for connectivity options.

FordPass Connect™ service and FordPass™ App required for certain remote features (see App Terms for more information). Connected service and related feature functionality is subject to compatible AT&T-network availability. Evolving technology / cellular networks may affect functionality and availability, or continued provision of some features, prohibiting them from functioning. Message and data rates may apply. See your local Ford website for our privacy policy.




FORD PROTECT®

Insist on Ford Protect! The only extended service plan fully backed by Ford and honored at every Ford dealership in the U.S., Canada and Mexico. See your Ford dealer or visit www.FordOwner.com.

SCAN OR TEXT 1FNFA61809 TO 48028

Msg & Data rates may apply. Text HELP for help



www.ford.com/help/privacy-terms/