

Go Further

ford.com

VEHICLE DESCRIPTION

F-150

2013 F-150 4X2 SUPERCREW
145" WHEELBASE
3.7L V6 FFV ENGINE
ELECTRONIC 6-SPD AUTO

EXTERIOR
BLUE FLAME METALLIC
INTERIOR
GRAY CLOTH BUCKET SEATS

DK

E12882

| STANDARD EQUIPMENT INCLUDED AT NO EXTRA CHARGE | | | |
|--|---|---|---|
| EXTERIOR <ul style="list-style-type: none">• DOOR HANDLES - BLACK• FOG LAMPS• LOCKING REMOVABLE TAILGATE• REAR PRIVACY GLASS• SPARE TIRE & WHEEL LOCK | INTERIOR <ul style="list-style-type: none">• 1TOUCH UP/DOWN DR/PASS WIN• A/C W/MANUAL CLIMATE CONTROL, SINGLE ZONE• AUXILIARY AUDIO INPUT JACK• COLOR COORDINATED CARPET AND FLOOR MATS• CRUISE CONTROL/TILT WHEEL• DAY/NIGHT REARVIEW MIRROR | FUNCTIONAL <ul style="list-style-type: none">• 4-WHEEL DISC BRAKES W/ABS• 12V AUXILIARY POWER POINT• AUTOLAMP-AUTO ON/OFF HDLMP• EASYFUEL CAPLESS FILLER• FULLY BOXED FRAME• HILL START ASSIST• MESSAGE CTR W/COMPASS• OUTBOARD MNTD REAR SHOCKS• PWR LOCKS, MIRRORS, WINDWS• PWR RACK AND PINION STEER• SYNC• TRAILER SWAY CONTROL | SAFETY/SECURITY <ul style="list-style-type: none">• ADVANCETRAC WITH RSC• AIRBAGS - FRONT SEAT MOUNTED SIDE IMPACT• AIRBAGS - SAFETY CANOPY• MYKEY• PERIMETER ALARM• SECURICODE KEYLESS KEYPAD• SECURILOCK PASS ANTI THEFT• SOS POST CRASH ALERT SYS• TIRE PRESSURE MONITOR SYS WARRANTY <ul style="list-style-type: none">• 3YR/36,000 BUMPER / BUMPER• 5YR/60,000 POWERTRAIN• 5YR/60,000 ROADSIDE ASSIST |

| INCLUDED ON THIS VEHICLE | (MSRP) | PRICE INFORMATION | (MSRP) |
|--|--------|-------------------------|-------------|
| EQUIPMENT GROUP 300A •XLT SERIES | | BASE PRICE | \$33,755.00 |
| | | TOTAL OPTIONS | 2,460.00 |
| | | TOTAL VEHICLE & OPTIONS | 36,215.00 |
| | | DESTINATION & DELIVERY | 995.00 |
| | | TOTAL BEFORE DISCOUNTS | 37,210.00 |
| | | XLT CONVENIENCE & TOW D | - 500.00 |
| | | TOTAL SAVINGS | - 500.00 |

OPTIONAL EQUIPMENT

.17" MACH ALUM W/PAINT ACCENTS

.P255/65R17 OWL ALL-SEASON

3.73 RATIO REGULAR AXLE

6800# GVWR PACKAGE

SELECT SHIFT TRANSMISSION

26 GALLON FUEL TANK

CALIFORNIA XLT VALUE PKG

XLT CONVENIENCE PACKAGE

POWER SIGNAL HEATED MIRRORS

PWR DRIVER SEAT

POWER ADJUSTABLE PEDALS

SINGLE CD W/LCD/SYNC BASIC

BLACK PLATFORM RUNNING BRDS

POWER SLIDING REAR WINDOW

TRAILER TOW PACKAGE

REAR DEFROSTER/DEFOGGER

REVERSE SENSING SYSTEM

CLOTH BUCKET SEATS

DAY TIME RUNNING LAMPS

BED LINER DROP-IN

*ACCY

NO CHARGE

740.00

250.00

NO CHARGE

375.00

150.00

250.00

300.00

45.00

350.00

| | | | |
|--|-------------------|------------------------------------|---|
| | RAMP ONE | | TOTAL MSRP \$36,710.00 |
| | CA21 | | |
| | RAMP TWO | FINAL ASSEMBLY PLANT | This label is affixed pursuant to the Federal Automobile Information Disclosure Act. Gasoline, License, and Title Fees, State and Local taxes are not included. Dealer installed options or accessories are not included unless listed above. |
| | | KANSAS CITY | |
| | METHOD OF TRANSP. | ITEM #: 71-0865 O/T 4C | SPECIAL ORDER |
| | CONVOY | DA071 N RB 2XX 315 005590 01 07 13 | |

EPA DOT

Fuel Economy and Environment

E85

Flexible-Fuel Vehicle
Gasoline-Ethanol (E85)

Fuel Economy

19

combined city/hwy

17

city

23

highway

5.3 gallons per 100 miles

Standard Pickups range from 13 to 21 MPG. The best vehicle rates 112 MPGe. Values are based on gasoline and do not reflect performance and ratings based on E85.

You spend

\$2,400

more in fuel costs over 5 years compared to the average new vehicle.

Annual fuel cost

\$2,800

Fuel Economy & Greenhouse Gas Rating (tailpipe only)

Smog Rating (tailpipe only)

1

4

10

Best

1

6

10




Best

This vehicle emits 470 grams CO₂ per mile. The best emits 0 grams per mile (tailpipe only). Producing and distributing fuel also create emissions; learn more at fueleconomy.gov.


Actual results will vary for many reasons, including driving conditions and how you drive and maintain your vehicle. The average new vehicle gets 23 MPG and costs \$11,600 to fuel over 5 years. Cost estimates are based on 15,000 miles per year at \$3.55 per gallon. This is a dual fueled automobile. MPGe is miles per gasoline gallon equivalent. Vehicle emissions are a significant cause of climate change and smog.

fueleconomy.gov

Calculate personalized estimates and compare vehicles



Smartphone QR Code™



GOVERNMENT 5-STAR SAFETY RATINGS

Overall Vehicle Score

★★★★

Based on the combined ratings of frontal, side and rollover. Should ONLY be compared to other vehicles of similar size and weight.

Frontal Crash

Driver Passenger

★★★★

Based on the risk of injury in a frontal impact. Should ONLY be compared to other vehicles of similar size and weight.

Side Crash

Front seat Rear seat

★★★★★


Based on the risk of injury in a side impact.

Rollover


★★★★

Based on the risk of rollover in a single-vehicle crash.

Star ratings range from 1 to 5 stars (★★★★★), with 5 being the highest. Source: National Highway Traffic Safety Administration (NHTSA). www.safercar.gov or 1-888-327-4236




1FTEW1CMXDKE12882



Extended Service Plan

Ford ESP is the only extended service plan honored at every Ford dealership in the U.S. and Canada. See your dealer for additional details or visit www.FordOwner.com for more information.



FordCredit

Choose the vehicle you want. Whether you decide to lease or finance, you'll find the choices that are right for you. See your Ford Dealer for details or visit www.FordCredit.com.

IIHS Ratings

Top Safety Pick Award Winner

Frontal Offset

GOOD

Side Impact

GOOD


Rear Impact

GOOD

Roof Strength

GOOD

The Institute rates vehicles Good, Acceptable, Marginal, or Poor based on performance.



Scan this code to experience this vehicle or text 1FDKE12882 to 48028

or Visit ford.com/windowsticker

Standard messaging & data plan rates may apply.

04/03/2024

2201301145216