

Go Further

ford.com

VEHICLE DESCRIPTION

F-150

2022 F-150 4X2 SUPERCREW
145" WHEELBASE
3.3L V6 PFDI
ELEC TEN-SPEED AUTO W/TOW M

EXTERIOR
OXFORD WHITE
INTERIOR
BLACK SPORT CLOTH40/CON/40

NK F01632

STANDARD EQUIPMENT INCLUDED AT NO EXTRA CHARGE

EXTERIOR

- DAYTIME RUNNING LAMPS
- EASY FUEL® CAPLESS FILLER
- FULLY BOXED STEEL FRAME
- HALOGEN HEADLAMPS
- HEADLAMPS - AUTO HIGH BEAM
- HEADLAMPS - AUTOLAMP (ON/OFF)
- LOCKING REMOVABLE TAILGATE
- PICKUP BOX TIE DOWN HOOKS
- TRAILER SWAY CONTROL
- WIPERS- INTERMITTENT

INTERIOR

- 4" PRODUCTIVITY SCREEN
- 60/40 FOLD-UP REAR BENCH SEAT
- DUAL SUNVISORS
- MESSAGE CTR: OUTSIDE TEMP, COMPASS, TRIP COMPUTER
- POWERPOINTS - 12V
- TILT/TELESCOPE STR COLUMN

FUNCTIONAL

- AUTO HOLD
- CURVE CONTROL
- DYNAMIC HITCH ASSIST
- FAIL-SAFE COOLING SYSTEM
- FORDPASS CONNECT™ 4G HOTSPOT TELEMATICS MODEM
- GAS-CHARGED SHOCKS
- HILL START ASSIST
- OUTBOARD MNTD REAR SHOCKS
- PRE-COLLISION ASSIST W/AEB
- PWR RACK AND PINION STEER
- REAR VIEW CAMERA
- SELECTSHIFT®

SAFETY/SECURITY

- ADVANCETRAC™ WITH RSC®
- AIRBAGS - FRONT SEAT MOUNTED SIDE IMPACT
- AIRBAGS - SAFETY CANOPY®
- CTR HIGH MOUNT STOP LAMP
- SECURILOCK® ANTI-THEFT SYS
- SOS POST-CRASH ALERT SYST™
- TIRE PRESSURE MONIT SYS

INCLUDED ON THIS VEHICLE

EQUIPMENT GROUP 101A

- XL SERIES
- XL POWER EQUIPMENT GROUP
- CRUISE CONTROL
- REVERSE SENSING SYSTEM

OPTIONAL EQUIPMENT/OTHER

265/60R18 BSW ALL-SEASON
3.55 RATIO REGULAR AXLE
6250# GVWR PACKAGE
FRONT LICENSE PLATE BRACKET
COLOR-COORDINATED CARPET
BLACK PLATFORM RUNNING BOARDS
STX APPEARANCE PACKAGE
.SYNC 4 W/ENHANCED VOICE RECOG
.REAR-WINDOW DEFROSTER
.AM/FM STEREO
.PRIVACY GLASS
50 STATE EMISSIONS
INTERIOR WORK SURFACE
CLASS IV TRAILER HITCH
18" 6-SPOKE GLOSS BLACK WHEELS
STX SPORT CLOTH 40/CON/40
FLEX FUEL VEHICLE

(MSRP)

920.00

NO CHARGE

NO CHARGE

145.00

250.00

2,585.00

NO CHARGE

195.00

315.00

295.00

PRICE INFORMATION

BASE PRICE

\$39,570.00

TOTAL OPTIONS/OTHER

4,705.00

TOTAL VEHICLE & OPTIONS/OTHER

44,275.00

DESTINATION & DELIVERY

1,795.00

TOTAL BEFORE DISCOUNTS

46,070.00

XL HIGH DISCOUNT


- 750.00

STX APPEARANCE DISCT

- 750.00

TOTAL SAVINGS

- 1,500.00

	RAMP ONE		CONVOY	ITEM #:	24-S603 O/T 2	<div><div></div><div>FORD CREDIT</div></div>	Whether you decide to lease or finance your vehicle, you'll find the choices that are right for you. See your dealer for details or visit www.ford.com/finance .
	CA21						
	RAMP TWO						
This label is affixed pursuant to the Federal Automobile Information Disclosure Act. Gasoline, License, and Title Fees, State and Local taxes are not included. Dealer installed options or accessories are not included unless listed above.			NH302 N RB 2X 265 001161 08 30 22				


EPA DOT

Fuel Economy and Environment

E85

Flexible-Fuel Vehicle
Gasoline-Ethanol (E85)

Fuel Economy



21

MPG

combined city/hwy

19

city

24

highway

4.8

gallons per 100 miles

Standard Pickup Trucks range from 12 to 70 MPG. The best vehicle rates 142 MPGe. Values are based on gasoline and do not reflect performance and ratings based on E85.

Driving Range

Gasoline: 567 miles

Ethanol (E85): 432 miles

You spend

\$2,000

more in fuel costs over 5 years compared to the average new vehicle.

Annual fuel cost

\$1,700

Fuel Economy & Greenhouse Gas Rating (tailpipe only)

1 4 10

Best




This vehicle emits 423 grams CO₂ per mile. The best emits 0 grams per mile (tailpipe only). Producing and distributing fuel also create emissions; learn more at fuelconomy.gov.

Smog Rating (tailpipe only)


1 6 10

Best

Actual results will vary for many reasons, including driving conditions and how you drive and maintain your vehicle. The average new vehicle gets 27 MPG and costs \$6,500 to fuel over 5 years. Cost estimates are based on 15,000 miles per year at \$2.35 per gallon. This is a dual fueled automobile. MPGe is miles per gasoline gallon equivalent. Vehicle emissions are a significant cause of climate change and smog.



Smartphone QR Code™



GOVERNMENT 5-STAR SAFETY RATINGS

Overall Vehicle Score

★★★★★

Based on the combined ratings of frontal, side and rollover. Should ONLY be compared to other vehicles of similar size and weight.

Frontal Crash

Driver Passenger

★★★★★

Based on the risk of injury in a frontal impact. Should ONLY be compared to other vehicles of similar size and weight.

Side Crash

Front seat Rear seat

★★★★★

Based on the risk of injury in a side impact.


Rollover


★★★★

Based on the risk of rollover in a single-vehicle crash.

Star ratings range from 1 to 5 stars (★★★★★), with 5 being the highest. Source: National Highway Traffic Safety Administration (NHTSA). www.safercar.gov or 1-888-327-4236

1FTEW1CB5NKF01632






WARNING: Operating, servicing and maintaining a passenger vehicle, pickup truck, van, or off-road vehicle can expose you to chemicals including engine exhaust, carbon monoxide, phthalates, and lead, which are known to the State of California to cause cancer and birth defects or other reproductive harm. To minimize exposure, avoid breathing exhaust, do not idle the engine except as necessary, service your vehicle in a well-ventilated area and wear gloves or wash your hands frequently when servicing your vehicle. For more information go to www.P65Warnings.ca.gov/passenger-vehicle.

SCAN OR TEXT 1FNKF01632 TO 48028

Msg & Data rates may apply. Text HELP for help



www.ford.com/help/privacy-terms/