

Go Further

ford.com

VEHICLE DESCRIPTION

F-150

2019 F-150 4X2 SUPERCREW
145" WHEELBASE
5.0L V8
ELEC 10-SPEED AUTO W/TOW MO

EXTERIOR
OXFORD WHITE
INTERIOR
MED GRAY CLOTH 40CONSOLE40

KF B11335

STANDARD EQUIPMENT INCLUDED AT NO EXTRA CHARGE

EXTERIOR

- DAYTIME RUNNING LIGHTS
- EASY FUEL® CAPLESS FILLER
- FOG LAMPS
- FULLY BOXED STEEL FRAME
- HALOGEN HEADLAMPS
- HEADLAMPS - AUTO HIGH BEAM
- HEADLAMPS - AUTOLAMP (ON/OFF)
- LOCKING REMOVABLE TAILGATE
- MANUAL FOLD POWER MIRRORS
- PICKUP BOX TIE DOWN HOOKS
- REAR PRIVACY GLASS
- TRAILER SWAY CONTROL

INTERIOR

- 1TOUCH UP/DOWN DR/PASS WIN
- 60/40 FOLD-UP REAR BENCH SEAT
- A/C W/MANUAL CLIMATE CONTROL, SINGLE ZONE
- CRUISE CONTROL
- DOOR LOCKS - POWER
- DUAL VISOR VANITY MIRRORS
- ILLUMINATED ENTRY
- OUTSIDE TEMP DISPLAY
- POWERPOINT - 12V (FRONT)
- TILT/TELESCOPE STR COLUMN

FUNCTIONAL

- 4-WHEEL DISC BRAKES W/ABS
- AUTO START STOP TECH
- CURVE CONTROL
- DYNAMIC HITCH ASSIST
- ELECTRIC-ASSIST PARK BRAKE
- FAIL-SAFE COOLING SYSTEM
- **FORDPASS™ CONNECT** 4GWI-FI HOTSPOT TELEMATICS MODEM
- GAS-CHARGED SHOCKS
- MYKEY®
- OUTBOARD MNTD REAR SHOCKS
- PRE-COLLISION ASSIST W/AEB
- REAR VIEW CAMERA
- SELECTSHIFT®
- SYNC®3 W/8" TOUCHSCREEN

SAFETY/SECURITY

- ADVANCETRAC® WITH RSC®
- AIRBAGS - FRONT SEAT MOUNTED SIDE IMPACT
- AIRBAGS - SAFETY CANOPY®
- CTR HIGH MOUNT STOP LAMP
- PERIMETER ALARM
- SECURICODE KEYLESS KEYPAD
- SOS POST-CRASH ALERT SYS™
- TIRE PRESSURE MONIT SYS

INCLUDED ON THIS VEHICLE

EQUIPMENT GROUP 302A

- XLT SERIES
- REAR-WINDOW DEFROSTER
- SIRIUS XM RADIO
- REMOTE START SYSTEM

OPTIONAL EQUIPMENT/OTHER

- .XLT CHROME APPEARANCE PACKAGE
- .18" CHROME-LIKE PVD WHEELS
- .CHROME STEP BARS
- 5.0L V8
- .265/60R18 BSW ALL-SEASON
- 3.31 ELECTRONIC LOCK RR AXLE
- 6800# GVWR PACKAGE
- FRONT LICENSE PLATE BRACKET
- PRO TRAILER BACKUP ASSIST
- VOICE-ACTIVATED NAVIGATION
- TRAILER TOW PACKAGE
- MIRROR MAN FOLD W/POWER GLASS
- TAILGATE STEP
- 36GAL EXTENDED RANGE FUEL TANK
- INTEGRATED TRAILER BRAKE CONT
- XLT POWER EQUIPMENT GROUP PKG
- .POWER-SLIDING REAR WINDOW
- .LED BOX LIGHTING
- .110V/400W OUTLET
- REVERSE SENSING SYSTEM
- CLOTH 40/CONSOLE/40
- FLEX FUEL VEHICLE

(MSRP)

4,345.00

1,995.00

420.00

NO CHARGE

795.00

995.00

375.00

445.00

275.00

725.00

275.00

295.00

PRICE INFORMATION

BASE PRICE

39,420.00

TOTAL OPTIONS/OTHER

10,940.00

TOTAL VEHICLE & OPTIONS/OTHER

50,360.00

DESTINATION & DELIVERY

1,595.00

TOTAL BEFORE DISCOUNTS

51,955.00

XLT LUX CHROME OR SPRT

- 1,750.00

XLT/LARIAT DISCT NAV

- 500.00

XLT LUX PWR EQUIP GRP

- 250.00

TOTAL SAVINGS

- 2,500.00

EPA DOT

Fuel Economy and Environment

E85

Flexible-Fuel Vehicle

Gasoline-Ethanol (E85)

Fuel Economy

19

MPG

combined city/hwy

17

city

23

highway

5.3

gallons per 100 miles

Standard Pickup Trucks range from 12 to 25 MPG. The best vehicle rates 136 MPGe. Values are based on gasoline and do not reflect performance and ratings based on E85.

You spend

\$3,000

more in fuel costs over 5 years

compared to the average new vehicle.

Driving Range

Gasoline: 705 miles

Ethanol (E85): 482 miles

Annual fuel cost

\$2,000

Fuel Economy & Greenhouse Gas Rating (tailpipe only)

3

1

10

Best

Smog Rating (tailpipe only)

3

1

10

Best


This vehicle emits 463 grams CO2 per mile. The best emits 0 grams per mile (tailpipe only). Producing and distributing fuel also create emissions; learn more at fueleconomy.gov.

Actual results will vary for many reasons, including driving conditions and how you drive and maintain your vehicle. The average new vehicle gets 27 MPG and costs \$7,000 to fuel over 5 years. Cost estimates are based on 15,000 miles per year at \$2.55 per gallon. This is a dual fueled automobile. MPGe is miles per gasoline gallon equivalent. Vehicle emissions are a significant cause of climate change and smog.

fueleconomy.gov

Calculate personalized estimates and compare vehicles

Smartphone QR Code™



GOVERNMENT 5-STAR SAFETY RATINGS

Overall Vehicle Score

★★★★★

Based on the combined ratings of frontal, side and rollover. Should ONLY be compared to other vehicles of similar size and weight.

Frontal Crash

Driver Passenger

★★★★★

Based on the risk of injury in a frontal impact. Should ONLY be compared to other vehicles of similar size and weight.

Side Crash

Front seat Rear seat

★★★★★

Based on the risk of injury in a side impact.


Rollover


★★★★

Based on the risk of rollover in a single-vehicle crash.


Star ratings range from 1 to 5 stars (★★★★★), with 5 being the highest. Source: National Highway Traffic Safety Administration (NHTSA). www.safercar.gov or 1-888-327-4236

1FTEW1C51KFB11335



**WARNING:** Operating, servicing and maintaining a passenger vehicle, pickup truck, v vehicle can expose you to chemicals including engine exhaust, carbon monoxide, phtl lead, which are known to the State of California to cause cancer and birth defects or other reproductive harm. To minimize exposure, avoid breathing exhaust, do not idle the engine except as necessary, service your vehicle in a well-ventilated area and wear gloves or wash your hands frequently when servicing your vehicle. For more information go to www.P65Warnings.ca.gov/passenger-vehicle.

rates may apply. Text HELP for help



www.ford.com/help/privacy-terms/

2201902143075