



ford.com

VEHICLE DESCRIPTION

RANGER

2025 SUPERCREW 4X2 XLT
128" WHEELBASE
2.3L ECOBOOST ENGINE
10-SPEED AUTO TRANSMISSION

EXTERIOR
OXFORD WHITE
INTERIOR
EBONY CLOTH SEATS

SL E20991

STANDARD EQUIPMENT INCLUDED AT NO EXTRA CHARGE

EXTERIOR

- DAYTIME RUNNING LAMPS
- EASY FUEL® CAPLESS FILLER
- FENDER BADGE
- FOG LAMPS
- FULL SIZE SPARE TIRE/WHEEL
- FULLY BOXED STEEL FRAME
- HEADLAMPS - AUTO HIGH BEAM
- LED REFLECTOR HEADLAMPS
- PRIVACY GLASS
- REMOTE TAILGATE LOCK
- TAILLAMPS-LED
- WHEEL LIP MOLDINGS

INTERIOR

- 1-TOUCH UP/DOWN DRIVER WIN
- 2ND ROW FOLD BENCH
- 2ND ROW UNDER SEAT STORAGE
- AUTO-DIM REARVIEW MIRROR
- CARPET FLOORING
- DIGITAL INSTRUMENT CLUSTER
- DUAL VISOR VANITY MIRRORS
- LOCKING GLOVE BOX
- POWER LOCKS AND WINDOWS
- POWERPOINTS-12V, USB
- TILT/TELESCOPE STR COLUMN

FUNCTIONAL

- AUDIO - 6 SPEAKERS
- BLIS W/CROSS TRAFFIC ALERT
- BRAKES - ANTI-LOCK SYSTEM
- LANE KEEPING SYSTEM
- PRE-COLLISION ASSIST W/AEB
- REAR VIEW CAMERA
- REMOTE KEYLESS ENTRY
- REMOTE START SYSTEM
- SIRIUSXM® - SVC N/A AK&HI
- SYNC®4A

SAFETY/SECURITY

- AIRBAGS - SAFETY CANOPY®
- BELT-MINDER CHIME
- CTR HIGH MOUNT STOP LAMP
- LATCH CHILD SAFETY SYSTEM
- PASSIVE ANTI-THEFT SYSTEM
- TIRE PRESSURE MONIT SYS

WARRANTY

- 3YR/36,000 BUMPER / BUMPER
- 5YR/60,000 POWERTRAIN
- 5YR/60,000 ROADSIDE ASSIST

INCLUDED ON THIS VEHICLE

EQUIPMENT GROUP 300A

•XLT SERIES

OPTIONAL EQUIPMENT/OTHER

4012-233S01/01/24 XH269Y
255/70 R17 A/T TIRE
SPORT APPEARANCE PACKAGE
.17" GRAY PTD ALUM WHL-SPORT
.GRAY GRILLE
XLT TECHNOLOGY PACKAGE
.ADAPTIVE CRUISE CONTROL
.360-DEGREE CAMERA
FRONT LICENSE PLATE BRACKET
BEDLINER-TOUGHBED SPRAY-IN
EXTERIOR BACKUP ALARM
.TRAILER TOW PACKAGE

DEALER INSTALLED OPTIONS

ROADSIDE ASSISTANCE KIT

(MSRP)

NO CHARGE

1,100.00

NO CHARGE

495.00
680.00

80.00


PRICE INFORMATION

BASE PRICE\$36,010.00
TOTAL OPTIONS/OTHER2,355.00

TOTAL VEHICLE & OPTIONS/OTHER
DESTINATION & DELIVERY38,365.00
1,595.00


TOTAL BEFORE DISCOUNTS39,960.00
XLT BASE DISCOUNT- 500.00

TOTAL SAVINGS- 500.00

	RAMP ONE		TOTAL MSRP \$39,460.00
	RH29	RAIL	
	RAMP TWO	ITEM #: 24-P114 O/T 5C	<div><div></div><div>Whether you decide to lease or finance your vehicle, you'll find the choices that are right for you. See your dealer for details or visit www.ford.com/finance.</div></div>
	This label is affixed pursuant to the Federal Automobile Information Disclosure Act. Gasoline, License, and Title Fees, State and Local taxes are not included. Dealer installed options or accessories are not included unless listed above.		
			SPECIAL ORDER SD282 N RB 2X 515 001408 04 28 25


EPA DOT

Fuel Economy and Environment



Gasoline Vehicle

Fuel Economy



23 MPG

combined city/hwy

21 city

26 highway

4.3 gallons per 100 miles

Standard Pickup Trucks range from 12 to 87 MPG. The best vehicle rates 140 MPGe.

You spend \$2,000 more in fuel costs over 5 years compared to the average new vehicle.

Annual fuel cost \$2,300

Fuel Economy & Greenhouse Gas Rating (tailpipe only)

Smog Rating (tailpipe only)

1

5

10

Best

1

6

10




Best

This vehicle emits 387 grams CO₂ per mile. The best emits 0 grams per mile (tailpipe only). Producing and distributing fuel also create emissions; learn more at fuelconomy.gov.

Actual results will vary for many reasons, including driving conditions and how you drive and maintain your vehicle. The average new vehicle gets 28 MPG and costs \$9,500 to fuel over 5 years. Cost estimates are based on 15,000 miles per year at \$3.50 per gallon. MPGe is miles per gasoline gallon equivalent. Vehicle emissions are a significant cause of climate change and smog.

fueleconomy.gov

Calculate personalized estimates and compare vehicles



GOVERNMENT 5-STAR SAFETY RATINGS

Overall Vehicle Score ★ ★ ★ ★

Based on the combined ratings of frontal, side and rollover. Should ONLY be compared to other vehicles of similar size and weight.

Frontal Crash

Driver Passenger

★ ★ ★ ★ ★

★ ★ ★ ★ ★

Based on the risk of injury in a frontal impact. Should ONLY be compared to other vehicles of similar size and weight.

Side Crash

Front seat Rear seat

★ ★ ★ ★ ★

★ ★ ★ ★ ★

Based on the risk of injury in a side impact.


Rollover


★ ★ ★

Based on the risk of rollover in a single-vehicle crash.

Star ratings range from 1 to 5 stars (★★★★★), with 5 being the highest. Source: National Highway Traffic Safety Administration (NHTSA). www.safercar.gov or 1-888-327-4236


1FTER4GH4SLE20991





WARNING: Operating, servicing and maintaining a passenger vehicle, pickup truck, v vehicle can expose you to chemicals including engine exhaust, carbon monoxide, phtl lead, which are known to the State of California to cause cancer and birth defects or other reproductive harm. To minimize exposure, avoid breathing exhaust, do not idle the engine except as necessary, service your vehicle in a well-ventilated area and wear gloves or wash your hands frequently when servicing your vehicle. For more information go to www.P65Warnings.ca.gov/passenger-vehicle.

rates may apply. Text HELP for help



www.ford.com/help/privacy-terms/