



ford.com

VEHICLE DESCRIPTION

SUPER DUTY

2025 F250 SRW 4X4 CREW CAB
XLT 160" WB STYLESIDE
6.7L POWER STROKE V8 DIESEL
10-SPEED AUTO TORQSHIFT

EXTERIOR
AVALANCHE
INTERIOR
MEDIUM DARK SLATE CLOTH

SE C82842

STANDARD EQUIPMENT INCLUDED AT NO EXTRA CHARGE

EXTERIOR

- FOG LAMPS
- HEADLAMPS - AUTO HIGH BEAM
- HEADLAMPS - AUTOLAMP (ON/OFF)
- TOW HOOKS
- TRAILER BRAKE CONTROLLER
- TRAILER SWAY CONTROL
- TRAILER TOW MIRRORS

INTERIOR

- 120V OUTLET
- 1TOUCH UP/DOWN DR/PASS WIN
- AIR COND, MANUAL FRONT
- CLOTH SUN VISORS
- CLTH SEATS W/8-WAY PWR DRV
- OUTSIDE TEMP DISPLAY
- PARTICULATE AIR FILTER
- POWER LOCKS AND WINDOWS
- STEERING:TILT/TELESCOPE, CRUISE & AUDIO CONTROLS
- UPPER GLOVEBOX STORAGE

FUNCTIONAL

- FORDPASS™ CONNECT 5GWI-FI HOTSPOT TELEMATICS MODEM
- HILL START ASSIST
- MONO BEAM COIL SPRING FRT SUSPENSION W/STAB BAR
- PRE-COLLISION ASSIST W/AEB
- REAR VIEW CAMERA
- REMOTE KEYLESS ENTRY
- SYNC@4

SAFETY/SECURITY

- ADVANCETRAC™ WITH RSC®
- AIRBAGS - SAFETY CANOPY®
- BELT-MINDER CHIME
- DRIVER/PASSENGER AIR BAGS
- SECURE PKG 1 YR INCLUDED
- SOS POST-CRASH ALERT SYST™

WARRANTY

- 3YR/36,000 BUMPER / BUMPER
- 5YR/60,000 POWERTRAIN
- 5YR/60,000 ROADSIDE ASSIST
- 5YR/100,000 DIESEL ENGINE

INCLUDED ON THIS VEHICLE

OPTIONAL EQUIPMENT/OTHER

10,495.00

NO CHARGE

430.00

NO CHARGE

4,795.00

4,150.00

550.00

NO CHARGE

60.00

NO CHARGE

230.00

NO CHARGE

CLOTH 40/CONSOLE/40 SEAT

300.00

PRICE INFORMATION

BASE PRICE

TOTAL OPTIONS/OTHER

TOTAL VEHICLE & OPTIONS/OTHER


DESTINATION & DELIVERY

\$55,700.00

21,010.00

76,710.00

2,095.00

	RAMP ONE		TOTAL MSRP \$78,805.00
	RM9D	RAIL	
	RAMP TWO	ITEM #: 24-1032 O/T 2	<div><div>Whether you decide to lease or finance your vehicle, you'll find the choices that are right for you. See your dealer for details or visit www.ford.com/finance.</div></div>
	This label is affixed pursuant to the Federal Automobile Information Disclosure Act. Gasoline, License, and Title Fees, State and Local taxes are not included. Dealer installed options or accessories are not included unless listed above.		
			SB171 N RB 2X 525 001949 02 17 25

California Air Resources Board

Diesel Vehicle

Environmental Performance

These ratings are not directly comparable to the U.S. EPA/DOT light-duty vehicle label ratings. For information on how to compare, please see www.arb.ca.gov/ep_label.

Protect the environment. Choose vehicles with higher ratings:

Greenhouse Gas Rating (tailpipe only)

Smog Rating (tailpipe only)

Vehicle emissions are a primary contributor to climate change and smog. Ratings are determined by the California Air Resources Board based on this vehicle's measured emissions.



47 YEARS BUILT Ford TOUGH


F-SERIES®


AMERICA'S BEST SELLING TRUCKS

The FordPass™ Connect modem is active and sending vehicle data (e.g., diagnostics) to Ford.** See in-vehicle settings for connectivity options.

*Based on 1977–2023 CY total sales.
**FordPass Connect (optional on select vehicles), the FordPass App and complimentary Connected Service are required for remote features (see FordPass Terms for details). Connected service and features depend on compatible AT&T network availability. Evolving technology/cellular networks/vehicle capability may limit functionality and prevent operation of connected features. Connected service excludes WI-Fi hotspot.


1FT8W2BT5SEC82842





WARNING: Operating, servicing and maintaining a passenger vehicle, pickup truck, v vehicle can expose you to chemicals including engine exhaust, carbon monoxide, phtl lead, which are known to the State of California to cause cancer and birth defects or other reproductive harm. To minimize exposure, avoid breathing exhaust, do not idle the engine except as necessary, service your vehicle in a well-ventilated area and wear gloves or wash your hands frequently when servicing your vehicle. For more information go to www.P65Warnings.ca.gov/passenger-vehicle.

rates may apply. Text HELP for help



www.ford.com/help/privacy-terms/