



ford.com

VEHICLE DESCRIPTION

F-150 LIGHTNING

RW G14660

2024 F-150 4X4 SUPERCREW

145" WHEELBASE

131KWH EXT BAT-SINGLE CHGR

SINGLE-SPEED TRANSMISSION

EXTERIOR

AGATE BLACK METALLIC

INTERIOR

DARK SLATE CLOTH 40/CON/40

STANDARD EQUIPMENT INCLUDED AT NO EXTRA CHARGE

EXTERIOR

• BOX LIGHTING-LED

• BOXLINK™

• HEADLAMPS - AUTO HIGH BEAM

• HEADLAMPS - AUTOLAMP (ON/OFF)

• LARGE FRONT TRUNK AREA

• LED PROJECTOR W/ DYNAMIC BENDING HEADLAMPS

• LOCKING REMOVABLE TAILGATE WITH TAILGATE ASSIST

• MIRRORS - HTD, PWR GLASS/MANUAL-FOLD/TURN SIGNALS

• PICKUP BOX TIE DOWN HOOKS

• POWER LIFTGATE

• POWER UP/DOWN FRONT HOOD

INTERIOR

• 10-WAY PWR DRV & MULTI-ADJ PWR FRT PASS

• 12" DIGITAL INSTRMNT CLSTR

• 1TOUCH UP/DOWN DR/PASS WIN

• 60/40 FOLD-UP REAR BENCH

• A/C W/DUAL CLIMATE CONTROL

• AUTO-DIM REARVIEW MIRROR

• HEATED STEERING WHEEL

• ILLUMINATED ENTRY

• INTERIOR WORK SURFACE

• MESSAGE CTR: OUTSIDE TEMP, COMPASS, TRIP COMPUTER

• PEDALS - POWER ADJUSTABLE

• POWERPOINT - 2 120V

• REAR-WINDOW DEFROSTER

FUNCTIONAL

• 360-DEGREE CAMERA

• B&O SOUND SYSTEM, 8 SPKR

• BLIS W/CROSS-TRAFFIC ALERT

• CLASS IV TRAILER HITCH

• EVASIVE STEERING ASSIST

• FORDPASS CONNECT™ 4G HOTSPOT TELEMATICS MODEM

• FORWARD SENSING SYSTEM

• INTELL ADAPT CRUISE CTRL

• LANE-KEEPING SYSTEM

• POST-COLLISION BRAKING

• PRE-COLLISION ASSIST W/AEB

• SECURICODE, KEYLESS ENTRY

• SYNC®4 W/EVR & 15.5" SCRNI

• WIRELESS CHARGING PAD

SAFETY/SECURITY

• ADVANCETRAC™ WITH RSC®

• AIRBAGS - FRONT SEAT MOUNTED SIDE IMPACT

• AIRBAGS - SAFETY CANOPY®

• LED CTR HIGH MNT STOP LAMP

• PERIMETER ALARM

• SOS POST-CRASH ALERT SYSTM™

WARRANTY

• 3YR/36,000 BUMPER / BUMPER

• 5YR/60,000 POWERTRAIN

• 5YR/60,000 ROADSIDE ASSIST

• 5YR/60,000 SAFETY RESTRAINT SYS

• 8YR/100,000 ELECTRIC VEHICLE COMPONENTS

INCLUDED ON THIS VEHICLE

(MSRP)

EQUIPMENT GROUP 312A

•FLASH

OPTIONAL EQUIPMENT/OTHER

.20" ALLOY DARK CARBONIZED GRA

.ZERO EMISSIONS VEHICLE

.275/60R20 BSW ALL-SEASON

8550# GVWR PACKAGE

FRONT LICENSE PLATE BRACKET

LINER-TRAY STYLE-NO CARPET MAT

PRO POWER ONBOARD - 9.6 KW

BLUECRUISE EQUIP: 90DAY TRIAL

MOBILE POWER CORD (120V/240V)

NO CHARGE

160.00

1,200.00

500.00

PRICE INFORMATION

BASE PRICE

\$67,995.00

TOTAL OPTIONS/OTHER


1,860.00

TOTAL VEHICLE & OPTIONS/OTHER

69,855.00


DESTINATION & DELIVERY

2,095.00




Proudly designed and engineered in Michigan by the Ford Model e Electric Vehicle Team.

Model e™

	RAMP ONE		TOTAL MSRP \$71,950.00
	CH29		
	RAMP TWO	CONVOY	<div></div> Whether you decide to lease or finance your vehicle, you'll find the choices that are right for you. See your dealer for details or visit www.ford.com/finance .
		ITEM #: 24-Y32H O/T 2	
	This label is affixed pursuant to the Federal Automobile Information Disclosure Act. Gasoline, License, and Title Fees, State and Local taxes are not included. Dealer installed options or accessories are not included unless listed above.		R995 N 6B 2AI 440 000860 08 05 24

EPA DOT

Fuel Economy and Environment



Electric Vehicle

Fuel Economy

70

combined city/hwy

78

city

63

highway

48

kW-hrs per 100 miles

MPGe

Standard Pickup Trucks range from 12 to 73 MPGe. The best vehicle rates 140 MPGe.

You save

\$4,250

in fuel costs over 5 years compared to the average new vehicle.

Driving Range

When fully fueled, vehicle can travel about...

0

60

120

180

240

300

320

miles

Charge Time:14.6 hours

(240V)

Annual fuel cost

\$1,100

Fuel Economy & Greenhouse Gas Rating (tailpipe only)

Smog Rating (tailpipe only)

1

9

10

Best

1


10

Best

This vehicle emits 0 grams CO2 per mile. The best emits 0 grams per mile (tailpipe only). Does not include emissions from generating electricity, learn more at fuelconomy.gov.




Actual results will vary for many reasons, including driving conditions and how you drive and maintain your vehicle. The average new vehicle gets 28 MPG and costs \$9,750 to fuel over 5 years. Cost estimates are based on 15,000 miles per year at \$.15 per kW-hr. MPGe is miles per gasoline gallon equivalent. Vehicle emissions are a significant cause of climate change and smog.

Smartphone QR Code™



fuelconomy.gov

Calculate personalized estimates and compare vehicles



GOVERNMENT 5-STAR SAFETY RATINGS

Overall Vehicle Score

★★★★★

Based on the combined ratings of frontal, side and rollover. Should ONLY be compared to other vehicles of similar size and weight.

Frontal Crash

Driver Passenger

★★★★★

Based on the risk of injury in a frontal impact. Should ONLY be compared to other vehicles of similar size and weight.

Side Crash

Front seat Rear seat

★★★★★

Based on the risk of injury in a side impact.


Rollover


★★★★★

Based on the risk of rollover in a single-vehicle crash.

Star ratings range from 1 to 5 stars (★★★★★), with 5 being the highest. Source: National Highway Traffic Safety Administration (NHTSA). www.safercar.gov or 1-888-327-4236


1FT6W3L72RWG14660





WARNING: Operating, servicing and maintaining a passenger vehicle, pickup truck, vehicle can expose you to chemicals including phthalates and lead, which are know California to cause cancer and birth defects or other reproductive harm. To minimize exposure, wear gloves or wash your hands frequently when servicing your vehicle. For more information go to www.P65Warnings.ca.gov/passenger-vehicle.

rates may apply. Text HELP for help



www.ford.com/help/privacy-terms/