

  
ford.com

VEHICLE DESCRIPTION

F-150 LIGHTNING

2023 F-150 4X4 SUPERCREW  
145" WHEELBASE  
DUAL EMOTOR-EXTND RANGE BAT  
SINGLE-SPEED TRANSMISSION

EXTERIOR  
AVALANCHE  
INTERIOR  
DARK SLATE CLOTH 40CONSLE40

PW G27373

STANDARD EQUIPMENT INCLUDED AT NO EXTRA CHARGE

EXTERIOR

- BOXLINK™
- DAYTIME RUNNING LAMPS
- HEADLAMPS - AUTO HIGH BEAM
- HEADLAMPS - AUTOLAMP (ON/OFF)
- LARGE FRONT TRUNK AREA
- LED PROJECTOR W/ DYNAMIC BENDING HEADLAMPS
- LED SIDE-MIRROR SPOTLIGHTS
- LOCKING REMOVABLE TAILGATE WITH TAILGATE ASSIST
- PICKUP BOX TIE DOWN HOOKS
- POWER UP/DOWN FRONT HOOD
- REAR PRIVACY GLASS
- TRAILER SWAY CONTROL

INTERIOR

- 12" PRODUCTIVITY SCREEN
- 1TOUCH UP/DOWN DR/PASS WIN
- 60/40 FOLD-UP REAR BENCH
- A/C W/DUAL CLIMATE CONTROL
- AUTO-DIM REARVIEW MIRROR
- HEATED CLOTH FRONT SEATS
- ILLUMINATED ENTRY
- INTERIOR WORK SURFACE
- MESSAGE CTR: OUTSIDE TEMP, COMPASS, TRIP COMPUTER
- PEDALS - POWER ADJUSTABLE
- POWERPOINT - 2 120V
- REAR-WINDOW DEFROSTER
- TILT/TELESCOPE STR COLUMN

FUNCTIONAL

- 360-DEGREE CAMERA
- BLIS W/CROSS-TRAFFIC ALERT
- CLASS IV TRAILER HITCH
- FORDPASS CONNECT™ 4G HOTSPOT TELEMATICS MODEM
- FORWARD SENSING SYSTEM
- LANE-KEEPING SYSTEM
- POST-COLLISION BRAKING
- PRE-COLLISION ASSIST W/AEB
- REVERSE BRAKE ASSIST
- REVERSE SENSING AND REAR VIEW CAMERA
- SECURICODE, KEYLESS ENTRY
- SIRIUSXM® W/360L- NA AK&HI
- SYNC®4 W/EVR & 12" SCREEN

SAFETY/SECURITY

- ADVANCETRAC™ WITH RSC®
- AIRBAGS - FRONT SEAT MOUNTED SIDE IMPACT
- AIRBAGS - SAFETY CANOPY®
- LED CTR HIGH MNT STOP LAMP
- PERIMETER ALARM
- SOS POST-CRASH ALERT SYST™

WARRANTY

- 3YR/36,000 BUMPER / BUMPER
- 5YR/60,000 POWERTRAIN
- 5YR/60,000 ROADSIDE ASSIST
- 5YR/60,000 SAFETY RESTRAINT SYS
- 8YR/100,000 ELECTRIC VEHICLE COMPONENTS

INCLUDED ON THIS VEHICLE

(MSRP)

EQUIPMENT GROUP 312A

5,000.00

•XLT LIGHTNING SERIES

•20" ALLOY DARK GRAY WHEELS

•LED BOX LIGHTING

•POWER TAILGATE

•PRO POWER ONBOARD - 9.6 KW

•TAILGATE STEP

PRICE INFORMATION

BASE PRICE

\$54,995.00

TOTAL OPTIONS/OTHER

21,040.00

TOTAL VEHICLE & OPTIONS/OTHER

76,035.00

DESTINATION & DELIVERY

1,995.00

OPTIONAL EQUIPMENT/OTHER

.ZERO EMISSIONS VEHICLE

DUAL EMOTOR-EXTND RANGE BATTERY

10,000.00

.275/60R20 BSW ALL-SEASON

.ELECTRIC DRIVE E-LOCK RR AXLE

8550# GVWR PACKAGE

FRONT LICENSE PLATE BRACKET

NO CHARGE

TOW TECHNOLOGY PACKAGE

1,395.00

.INTEGRATED TRAILER BRAKE CONT

LINER-TRAY STYLE-W/CARPET MAT

200.00

MAX TRAILER TOW PACKAGE

1,100.00

PARTITIONED LOCKABLE STORAGE

225.00

ONBOARD SCALE/SMART HITCH RMVL

- 650.00

MOBILE POWER CORD (120V/240V)

500.00

TONNEAU COVER-RETRACTABLE\*ACCY

2,200.00

BEDLINER-TOUGHBED SPRAYIN\*ACCY

595.00

DEALER INSTALLED OPTIONS

Wheel Lock Kit, Exposed

75.00

In-Vehicle Safe by Console Vau

400.00

	RAMP ONE		TOTAL MSRP \$78,030.00
	CA34	CONVOY	
	RAMP TWO	ITEM #: 52-1412 O/T 1	
	This label is affixed pursuant to the Federal Automobile Information Disclosure Act. Gasoline, License, and Title Fees, State and Local taxes are not included. Dealer installed options or accessories are not included unless listed above.		SPECIAL ORDER PH021 N RB 2X 365 008734 08 02 23

EPA DOT

Fuel Economy and Environment

Electric Vehicle

Fuel Economy

70

combined city/hwy

78

city

63

highway

48

kW-hrs per 100 miles

MPGe

Standard Pickup Trucks range from 12 to 70 MPGe. The best vehicle rates 132 MPGe.

You save \$3,000 in fuel costs over 5 years compared to the average new vehicle.

Driving Range

When fully fueled, vehicle can travel about...

0 60 120 180 240 300 320 miles

Charge Time:10.1 hours (240V)

Annual fuel cost \$1,000

Fuel Economy & Greenhouse Gas Rating (tailpipe only)

Smog Rating (tailpipe only)

1 9 10 Best




1 10 Best

This vehicle emits 0 grams CO2 per mile. The best emits 0 grams per mile (tailpipe only). Does not include emissions from generating electricity, learn more at fueleconomy.gov.

Actual results will vary for many reasons, including driving conditions and how you drive and maintain your vehicle. The average new vehicle gets 28 MPG and costs \$8,000 to fuel over 5 years. Cost estimates are based on 15,000 miles per year at \$14 per kW-hr. MPGe is miles per gasoline gallon equivalent. Vehicle emissions are a significant cause of climate change and smog.

fueleconomy.gov

Calculate personalized estimates and compare vehicles



GOVERNMENT 5-STAR SAFETY RATINGS

Overall Vehicle Score

Not Rated

Based on the combined ratings of frontal, side and rollover. Should ONLY be compared to other vehicles of similar size and weight.

Frontal Crash

Driver Passenger

Not Rated Not Rated

Based on the risk of injury in a frontal impact. Should ONLY be compared to other vehicles of similar size and weight.

Side Crash

Front seat Rear seat

Not Rated Not Rated

Based on the risk of injury in a side impact.


Rollover

★★★★

Based on the risk of rollover in a single-vehicle crash.

Star ratings range from 1 to 5 stars (★★★★★), with 5 being the highest. Source: National Highway Traffic Safety Administration (NHTSA). www.safercar.gov or 1-888-327-4236


1FT6W1EV2PWG27373



! WARNING: Operating, servicing and maintaining a passenger vehicle, pickup truck, van, or off-road vehicle can expose you to chemicals including phthalates and lead, which are known to the State of California to cause cancer and birth defects or other reproductive harm. To minimize exposure, wear gloves or wash your hands frequently when servicing your vehicle. For more information go to www.P65Warnings.ca.gov/passenger-vehicle.

SCAN OR TEXT 1FPW627373 TO 48028

Msg & Data rates may apply. Text HELP for help



www.ford.com/help/privacy-terms/

23\_frd\_f15l\_xlt\_scc5\_agry.jpg

03/13/2024

1202308186181