



ford.com

VEHICLE DESCRIPTION

EXPLORER

2026 EXPLORER PLATINUM 4WD
119" WHEELBASE
2.3L ECOBOOST I-4 ENGINE
10-SPEED AUTO TRANSMISSION

EXTERIOR
CARBONIZED GRAY METALLIC


INTERIOR
MOJAVE DUSK LTHR TRIM SEATS

TG

A29990


STANDARD EQUIPMENT INCLUDED AT NO EXTRA CHARGE			
EXTERIOR <ul style="list-style-type: none">CLASS III TRAILER TOW PKGEASY FUEL® CAPLESS FILLERFRT/RR SKID PLATE ELEMENTSGRILLE - UNIQUE SATINHEADLAMPS - ADAPTIVE LEDLED SIGNATURE LIGHTINGMIRRORS-PWR/HTD/AUTO-FOLD SIG/APRCH LAMP/MEM/AUTODIMPRIVACY GLASS - REAR DOORSROOF-RACK SIDE RAILS-SATINSATIN CHROME ACCENTSTAILLAMPS/FOG LAMPS - LEDTRAILER SWAY CONTROLWIPERS - RAIN-SENSING	INTERIOR <ul style="list-style-type: none">"EXPLORER" FRNT FLOOR MATS110V/150W AC POWER OUTLET12.3" LCD DIGITAL CLUSTER2ND ROW HEATED SEATSAMBIENT LIGHTINGAUTO-DIM REARVIEW MIRRORHTD LTH WRAPPED STEER WHL W/LOGO, MOUNTED CONTROLS AND TILT/TELE STR COLUMNHTD/VENTILATED FRT SEATSMULTICOUTOUR FRONT SEATS W/ ACTIVE MOTION®POWERFOLD 3RD ROW SEATUNIVSL GARAGE DOOR OPENERUSB-C - ALL ROWS	FUNCTIONAL <ul style="list-style-type: none">13.2" LCD TOUCHSCREEN360-DEGREE CAMERA5G MODEMB&O SOUND SYSTEM, 14 SPKRFORD CO-PILOT360®ACTIVE2.0FORD DIGITAL EXPERIENCE W/GOOGLE MAPS & PLAY STOREHILL START ASSISTKEYLESS ENTRY W/PUSH STARTREMOTE START SYSTEMSELECTABLE DRIVE MODESSIRIUSXM® W/360L- NA AK&HIWI-FI HOTSPOTWIRELESS APPLE CARPLAY® AND ANDROID AUTO™	SAFETY/SECURITY <ul style="list-style-type: none">ADVANCETRAC™ WITH RSC®AIRBAG - DRIVER KNEEAIRBAGS - DUAL STAGE FRONTAIRBAGS - FRONT SEAT MOUNTED SIDE IMPACTAIRBAGS - SAFETY CANOPY®INDIV TIRE PRESS MONIT SYSLATCH CHILD SAFETY SYSTEMPERIMETER ALARMPERSONAL SAFETY SYSTEM™SOS POST-CRASH ALERT SYST™ WARRANTY <ul style="list-style-type: none">3YR/36,000 BUMPER / BUMPER5YR/60,000 POWERTRAIN5YR/60,000 ROADSIDE ASSIST

INCLUDED ON THIS VEHICLE	(MSRP)	PRICE INFORMATION	(MSRP)
EQUIPMENT GROUP 600A		BASE PRICE	\$52,965.00
OPTIONAL EQUIPMENT/OTHER		TOTAL OPTIONS/OTHER	5,280.00
P275/45R21 A/S BSW TIRES			
LUX LEATHER PACKAGE	1,695.00		
MOONROOF W/FIXED GL & PWR SHAD	1,695.00		
BLUECRUISE EQUIP: 1YR+90D PLAN	NO CHARGE		
21" ULTRA BRIGHT MACH WHLS	745.00		
BLUECRUISE HARDWARE			
18" SPARE WHL AND JACK KIT	400.00		
CONN PKG: 1 TIME 7YR	745.00		
FRONT LICENSE PLATE BRACKET	NO CHARGE		
50 STATE EMISSIONS	NO CHARGE		
		TOTAL VEHICLE & OPTIONS/OTHER	58,245.00
		DESTINATION & DELIVERY	1,695.00
		TOTAL BEFORE DISCOUNTS	59,940.00
		PANO FIXED GLASS ROOF D	- 400.00
		TOTAL SAVINGS	- 400.00

	RAMP ONE		TOTAL MSRP \$59,540.00
	CU41	CONVOY	
	RAMP TWO	ITEM #:	Scan The QR Code to get more details about this vehicle 
		16-0831 O/T 2	
	This label is affixed pursuant to the Federal Automobile Information Disclosure Act. Gasoline, License, and Title Fees, State and Local taxes are not included. Dealer installed options or accessories are not included unless listed above.		SK201 N RB 2X 625 003712 10 20 25


EPA DOT

Fuel Economy and Environment



Gasoline Vehicle

Fuel Economy



23

combined city/hwy

20

city

27

highway

4.3

gallons per 100 miles

Standard SUVs range from 12 to 115 MPG. The best vehicle rates 146 MPGe.

You spend \$2,250 more in fuel costs over 5 years compared to the average new vehicle.

Annual fuel cost \$2,150

Fuel Economy & Greenhouse Gas Rating (tailpipe only) 5 Best




Smog Rating (tailpipe only) 6 Best


This vehicle emits 394 grams CO₂ per mile. The best emits 0 grams per mile (tailpipe only). Producing and distributing fuel also create emissions; learn more at fueleconomy.gov.

Actual results will vary for many reasons, including driving conditions and how you drive and maintain your vehicle. The average new vehicle gets 29 MPG and costs \$8,500 to fuel over 5 years. Cost estimates are based on 15,000 miles per year at \$3.30 per gallon. MPGe is miles per gasoline gallon equivalent. Vehicle emissions are a significant cause of climate change and smog.

fueleconomy.gov

Calculate personalized estimates and compare vehicles



Smartphone QR Code™ 

GOVERNMENT 5-STAR SAFETY RATINGS

Overall Vehicle Score ★ ★ ★ ★ ★

Based on the combined ratings of frontal, side and rollover. Should ONLY be compared to other vehicles of similar size and weight.

Frontal Crash

Driver Passenger

★ ★ ★ ★ ★

★ ★ ★ ★ ★

Based on the risk of injury in a frontal impact. Should ONLY be compared to other vehicles of similar size and weight.

Side Crash

Front seat Rear seat

★ ★ ★ ★ ★

★ ★ ★ ★ ★

Based on the risk of injury in a side impact.


Rollover


★ ★ ★ ★


Based on the risk of rollover in a single-vehicle crash.

Star ratings range from 1 to 5 stars (★★★★★), with 5 being the highest. Source: National Highway Traffic Safety Administration (NHTSA). www.safercar.gov or 1-888-327-4236

1FMUK8HH3TGA29990




**WARNING:** Operating, servicing and maintaining a passenger vehicle, pickup truck, van, or off-road vehicle can expose you to chemicals including engine exhaust, carbon monoxide, phthalates, and lead, which are known to the State of California to cause cancer and birth defects or other reproductive harm. To minimize exposure, avoid breathing exhaust, do not idle the engine except as necessary, service your vehicle in a well-ventilated area and wear gloves or wash your hands frequently when servicing your vehicle. For more information go to www.P65Warnings.ca.gov/passenger-vehicle.



Credit

Get Prequalified now at www.ford.com/finance



Protect®

Insist on Ford Protect! The only extended service plan fully backed by Ford and honored at every Ford dealership in the U.S., Canada and Mexico. See your Ford dealer or visit www.FordOwner.com.

1202510284904