



ford.com

VEHICLE DESCRIPTION

EXPLORER

2025 EXPLORER PLATINUM RWD
119" WHEELBASE
2.3L ECOBOOST I-4 ENGINE
10-SPEED AUTO TRANSMISSION

SG

A46628

EXTERIOR
RAPID RED MET TINTED CC
INTERIOR
MOJAVE DUSK LEATHER SEATS

STANDARD EQUIPMENT INCLUDED AT NO EXTRA CHARGE

EXTERIOR

- CLASS III TRAILER TOW PKG
- EASY FUEL® CAPLESS FILLER
- FRT/RR SKID PLATE ELEMENTS
- GRILLE - UNIQUE SATIN
- HEADLAMPS - ADAPTIVE LED
- HEADLAMPS - AUTO LED
- LED SIGNATURE LIGHTING
- MIRRORS-PWR/HTD/AUTO-FOLD SIG/APRCH LAMP/MEM/AUTODIM
- MOONROOF
- PRIVACY GLASS - REAR DOORS
- ROOF-RACK SIDE RAILS-SATIN
- TAILLAMPS/FOG LAMPS - LED
- TRAILER SWAY CONTROL
- WIPERS - RAIN-SENSING

INTERIOR

- "EXPLORER" FRNT FLOOR MATS
- 110V/150W AC POWER OUTLET
- 12.3" LCD DIGITAL CLUSTER
- 2ND ROW HEATED SEATS
- AMBIENT LIGHTING
- AUTO-DIM REARVIEW MIRROR
- HTD LTHR WRAPPED STEERING WHEEL W/MOUNTED CONTROLS
- HTD/VENTILATED FRT SEATS
- LEATHER-WRAPPED INTERIOR
- POWERFOLD 3RD ROW SEAT
- PWR TILT/TELE STR COLUMN
- SECOND ROW SUNBLINDS
- UNIVSL GARAGE DOOR OPENER
- USB-C - ALL ROWS

FUNCTIONAL

- 13.2" LCD TOUCHSCREEN
- B&O SOUND SYSTEM, 14 SPKR
- FORD CO-PILOT360™ASSIST2.0
- FORDPASS™ CONNECT
- HILL START ASSIST
- INTELL ACCESS W/PUSH START
- INTERSECTION ASSIST
- REMOTE START SYSTEM
- SIDE-WIND STABILIZATION
- SIRIUSXM® W/360L- NA AK&HI
- TERRAIN MANAGEMENT SYSTEM
- WIRELESS APPLE CARPLAY® AND ANDROID AUTO™


SAFETY/SECURITY

- ADVANCETRAC™ WITH RSC®
- AIRBAG - DRIVER KNEE
- AIRBAGS - DUAL STAGE FRONT
- AIRBAGS - FRONT SEAT MOUNTED SIDE IMPACT
- AIRBAGS - SAFETY CANOPY®
- INDIV TIRE PRESS MONIT SYS
- LATCH CHILD SAFETY SYSTEM
- PERIMETER ALARM
- PERSONAL SAFETY SYSTEM™
- SOS POST-CRASH ALERT SYST™

WARRANTY


- 3YR/36,000 BUMPER / BUMPER
- 5YR/60,000 POWERTRAIN
- 5YR/60,000 ROADSIDE ASSIST

INCLUDED ON THIS VEHICLE	(MSRP)		(MSRP)
EQUIPMENT GROUP 600A		PRICE INFORMATION	
		BASE PRICE	\$51,755.00
		TOTAL OPTIONS/OTHER	5,390.00
OPTIONAL EQUIPMENT/OTHER			
2025 MODEL YEAR			
RAPID RED MET TINTED CC	495.00		
.20" NICKEL PAINTED ALUM WHLS			
P255/55R20 A/S BSW TIRES			
BLUECRUISE EQUIP: 90DAY TRIAL			
50 STATE EMISSIONS	NO CHARGE		
BLACK PAINTED ROOF	4,895.00	TOTAL VEHICLE & OPTIONS/OTHER	57,145.00
		DESTINATION & DELIVERY	1,595.00

	RAMP ONE		TOTAL MSRP \$58,740.00
	CA3H		
	RAMP TWO	CONVOY	<div><div>Ford Credit</div></div> Whether you decide to lease or finance your vehicle, you'll find the choices that are right for you. See your dealer for details or visit www.ford.com/finance .
		ITEM #: 24-Z602 O/T 2	
	This label is affixed pursuant to the Federal Automobile Information Disclosure Act. Gasoline, License, and Title Fees, State and Local taxes are not included. Dealer installed options or accessories are not included unless listed above.		RK252 R RB X 545 000622 10 25 24


EPA DOT

Fuel Economy and Environment



Gasoline Vehicle

Fuel Economy



24

MPG

combined city/hwy

20

city

29

highway

4.2

gallons per 100 miles

Standard SUVs range from 11 to 100 MPG. The best vehicle rates 140 MPGe.

You spend

\$1,500

more in fuel costs over 5 years

compared to the average new vehicle.

Annual fuel cost

\$2,200

Fuel Economy & Greenhouse Gas Rating (tailpipe only)

1

5

10

Best

1


6

10




Best

This vehicle emits 377 grams CO₂ per mile. The best emits 0 grams per mile (tailpipe only). Producing and distributing fuel also create emissions; learn more at fuelconomy.gov.

Smartphone QR Code™



Actual results will vary for many reasons, including driving conditions and how you drive and maintain your vehicle. The average new vehicle gets 28 MPG and costs \$9,500 to fuel over 5 years. Cost estimates are based on 15,000 miles per year at \$3.50 per gallon. MPGe is miles per gasoline gallon equivalent. Vehicle emissions are a significant cause of climate change and smog.



fuelconomygov

Calculate personalized estimates and compare vehicles

GOVERNMENT 5-STAR SAFETY RATINGS

Overall Vehicle Score

Not Rated

Based on the combined ratings of frontal, side and rollover. Should ONLY be compared to other vehicles of similar size and weight.

Frontal Crash

Driver Passenger

Not Rated Not Rated

Based on the risk of injury in a frontal impact. Should ONLY be compared to other vehicles of similar size and weight.

Side Crash

Front seat

★★★★★

Rear seat

★★★★★

Based on the risk of injury in a side impact.


Rollover


★★★★

Based on the risk of rollover in a single-vehicle crash.

Star ratings range from 1 to 5 stars (★★★★★), with 5 being the highest. Source: National Highway Traffic Safety Administration (NHTSA). www.safercar.gov or 1-888-327-4236


1FMUK7HH4SGA46628





WARNING: Operating, servicing and maintaining a passenger vehicle, pickup truck, v vehicle can expose you to chemicals including engine exhaust, carbon monoxide, phtl lead, which are known to the State of California to cause cancer and birth defects or other reproductive harm. To minimize exposure, avoid breathing exhaust, do not idle the engine except as necessary, service your vehicle in a well-ventilated area and wear gloves or wash your hands frequently when servicing your vehicle. For more information go to www.P65Warnings.ca.gov/passenger-vehicle.

rates may apply. Text HELP for help



www.ford.com/help/privacy-terms/

AMERICA'S ALL TIME BEST-SELLING SUV

The FordPass Connect™ modem is active and sending vehicle data (e.g., diagnostics) to Ford. See in-vehicle Settings for connectivity options.

FordPass Connect™ service and FordPass™ App required for certain remote features (see App Terms for more information). Connected service and related feature functionality is subject to compatible AT&T-network availability. Evolving technology / cellular networks may affect functionality and availability, or continued provision of some features, prohibiting them from functioning. Message and data rates may apply. See your local Ford website for our privacy policy.

1202407250982