



Go Further

ford.com

VEHICLE DESCRIPTION

EXPLORER

2021 EXPLORER XLT RWD
119" WHEELBASE
2.3L ECOBOOST I-4 ENGINE
10-SPEED AUTO TRANSMISSION

MG B95050

EXTERIOR
INFINITE BLUE MET TINTED CC
INTERIOR
SANDSTONE ACTIVEX SEAT MTRL

STANDARD EQUIPMENT INCLUDED AT NO EXTRA CHARGE

EXTERIOR

- DOOR HANDLES - BODY COLOR
- EASY FUEL® CAPLESS FILLER
- HEADLAMPS - AUTO LED
- LED SIGNATURE LIGHTING
- MIRRORS-MAN-FOLD DUAL PWR HEATED WITH APPROACH LAMPS
- POWER LIFTGATE
- PRIVACY GLASS - REAR DOORS
- REAR INT WIPER/WASH/DFRST
- REAR SPOILER, BODY COLOR
- ROOF-RACK SIDE RAILS-BLACK
- TAILLAMPS-LED
- TRAILER SWAY CONTROL
- VARIABLE INTERVAL WIPERS

INTERIOR

- 1TOUCH UP/DOWN DR/PASS WIN
- 3RD ROW - 50/50 FOLD FLAT
- DUAL ILLUM VIS VANITY MIRR
- FRONT ROW HEATED SEATS
- IP CLUSTER 6.5" LCD SCREEN
- LTHR WRAPPED STEERING WHL W/MOUNTED CTRLS, TILT/TELE
- POWER DRIVER SEAT - 10 WAY
- POWERPOINTS - 12V
- ROTARY GEAR SHIFT DIAL
- TRI-ZONE ELECTRNC TMP CTRL
- USB A(1)/C(1)-1ST/2ND ROWS

FUNCTIONAL

- 4-DR INTELL ACCESS LOCK/ UNLOCK W/PUSH-BUTTON START
- AM/FM/MP3, 6 SPEAKERS
- BRAKES, 4-WHEEL DISC/ABS
- FORD CO-PILOT360™
- FORDPASS™ CONNECT 4GWI-FI HOTSPOT TELEMATICS MODEM
- HILL START ASSIST
- REAR VIEW CAMERA
- REVERSE SENSING SYSTEM
- SECURICODE KEYLESS KEYPAD
- SIDE-WIND STABILIZATION
- SIRIUSXM® - SVC N/A AK&HI
- SYNC®3 8" SCR N W/APPLINK®

SAFETY/SECURITY

- ADVANCETRAC® WITH RSC®
- AIRBAG-DRIVER/PASS KNEE
- AIRBAGS - DUAL STAGE FRONT
- AIRBAGS - FRONT SEAT MOUNTED SIDE IMPACT
- AIRBAGS - SAFETY CANOPY®
- INDIV TIRE PRESS MONIT SYS
- LATCH CHILD SAFETY SYSTEM
- PERIMETER ALARM
- PERSONAL SAFETY SYSTEM™
- SOS POST-CRASH ALERT SYS™

WARRANTY

- 3YR/36,000 BUMPER / BUMPER
- 5YR/60,000 POWERTRAIN
- 5YR/60,000 ROADSIDE ASSIST

INCLUDED ON THIS VEHICLE

(MSRP)

EQUIPMENT GROUP 202A

•REMOTE START SYSTEM

•HEATED STEERING WHEEL

•8-WAY POWER PASSENGER SEAT

3,540.00

PRICE INFORMATION

BASE PRICE

TOTAL OPTIONS/OTHER

35,075.00

6,125.00

TOTAL VEHICLE & OPTIONS/OTHER

DESTINATION & DELIVERY

41,200.00

1,245.00

(MSRP)

OPTIONAL EQUIPMENT/OTHER

2021 MODEL YEAR

INFINITE BLUE MET TINTED CC

P255/55R20 A/S BSW TIRES

50 STATE EMISSIONS

20" PREMIUM PAINTED ALUM WHLS

FORD CO-PILOT360 ASSIST+

.ADAPTIVE CRUISE CONTROL

.VOICE-ACTV TOUCHSCRN NAV SYS

.EVASIVE STEERING ASSIST

FRONT LICENSE PLATE BRACKET


395.00

NO CHARGE

1,295.00


895.00

NO CHARGE

	RAMP ONE		TOTAL MSRP \$42,445.00
	CHTB		
	RAMP TWO	CONVOY	<div><div></div><div>FORD CREDIT</div></div> <div>Whether you decide to lease or finance your vehicle, you'll find the choices that are right for you. See your dealer for details or visit www.ford.com/finance.</div>
		ITEM #: 52-8169 O/T 2	
	This label is affixed pursuant to the Federal Automobile Information Disclosure Act. Gasoline, License, and Title Fees, State and Local taxes are not included. Dealer installed options or accessories are not included unless listed above.		MF212 N RB 2X 150 001508 06 21 21


EPA DOT

Fuel Economy and Environment



Gasoline Vehicle

Fuel Economy



24

MPG

combined city/hwy

21

city

28

highway

4.2 gallons per 100 miles

You spend

\$1,000

more in fuel costs over 5 years compared to the average new vehicle.

Annual fuel cost

\$1,700

Fuel Economy & Greenhouse Gas Rating (tailpipe only)

Smog Rating (tailpipe only)

1

5

10

Best

1

5


10




Best

This vehicle emits 373 grams CO₂ per mile. The best emits 0 grams per mile (tailpipe only). Producing and distributing fuel also create emissions; learn more at fuelconomy.gov.

Actual results will vary for many reasons, including driving conditions and how you drive and maintain your vehicle. The average new vehicle gets 27 MPG and costs \$7,500 to fuel over 5 years. Cost estimates are based on 15,000 miles per year at \$2.70 per gallon. MPGe is miles per gasoline gallon equivalent. Vehicle emissions are a significant cause of climate change and smog.

Smartphone QR Code™





Calculate personalized estimates and compare vehicles

GOVERNMENT 5-STAR SAFETY RATINGS

Overall Vehicle Score

★★★★★

Based on the combined ratings of frontal, side and rollover. Should ONLY be compared to other vehicles of similar size and weight.

Frontal Crash

Driver Passenger

★★★★★

★★★★★

Based on the risk of injury in a frontal impact. Should ONLY be compared to other vehicles of similar size and weight.

Side Crash

Front seat Rear seat

★★★★★

★★★★★

Based on the risk of injury in a side impact.

Rollover

★★★★

Based on the risk of rollover in a single-vehicle crash.

Star ratings range from 1 to 5 stars (★★★★★), with 5 being the highest. Source: National Highway Traffic Safety Administration (NHTSA). www.safercar.gov or 1-888-327-4236

1FMSK7DH5MGB95050





WARNING: Operating, servicing and maintaining a passenger vehicle, pickup truck, van, or off-road vehicle can expose you to chemicals including engine exhaust, carbon monoxide, phthalates, and lead, which are known to the State of California to cause cancer and birth defects or other reproductive harm. To minimize exposure, avoid breathing exhaust, do not idle the engine except as necessary, service your vehicle in a well-ventilated area and wear gloves or wash your hands frequently when servicing your vehicle. For more information go to www.P65Warnings.ca.gov/passenger-vehicle.

SCAN OR TEXT 1FMGB95050 TO 48028

Msg & Data rates may apply. Text HELP for help



www.ford.com/help/privacy-terms/