

OPTIONAL EQUIPMENT/OTHER

.22" BLACK-PNTD ALUM WHEELS

P285/45R22 A/S BSW TIRES

RUN BOARDS, BLK-PWR DEPLOY

2ND ROW WINDOW ONE TOUCH REMOV

FLR LNERS/CARPET MATS RWS 1&2

AUTO STOP-START REMOVAL

SECOND ROW HEATED SEATS

BLACK HEADLAMP ACCENTS

15.5 LCD SCREEN W/TOUCH CAP

HANDS FREE LIFTGATE REMOVAL

ACTIVE PARK ASSIST 2.0 REMOVAL

- 50.00

- 200.00

- 50.00


NO CHARGE

NO CHARGE

795.00


- 55.00

- 355.00


	RAMP ONE		TOTAL MSRP \$77,055.00
	CA1K		
	RAMP TWO	CONVOY	<div><div></div><div>Whether you decide to lease or finance your vehicle, you'll find the choices that are right for you. See your dealer for details or visit www.ford.com/finance.</div></div>
		ITEM #: 47-Z900 O/T 2	
	This label is affixed pursuant to the Federal Automobile Information Disclosure Act. Gasoline, License, and Title Fees, State and Local taxes are not included. Dealer installed options or accessories are not included unless listed above.		NL041 N RB 2X 255 000854 11 04 22

EPA DOT

Fuel Economy and Environment

 Gasoline Vehicle

Fuel Economy



18

MPG

combined city/hwy

16

city

21

highway

5.6

gallons per 100 miles

You spend

\$3,250

more in fuel costs over 5 years

compared to the average new vehicle.

Standard SUVs range from 14 to 102 MPG. The best vehicle rates 142 MPGe.

Annual fuel cost

\$1,950

Fuel Economy & Greenhouse Gas Rating (tailpipe only)

Smog Rating (tailpipe only)

3

1

10

Best

1

6

10




Best

This vehicle emits 494 grams CO₂ per mile. The best emits 0 grams per mile (tailpipe only). Producing and distributing fuel also create emissions; learn more at fuelconomy.gov.

Actual results will vary for many reasons, including driving conditions and how you drive and maintain your vehicle. The average new vehicle gets 27 MPG and costs \$6,500 to fuel over 5 years. Cost estimates are based on 15,000 miles per year at \$2.35 per gallon. MPGe is miles per gasoline gallon equivalent. Vehicle emissions are a significant cause of climate change and smog.

fueleconomy.gov

Calculate personalized estimates and compare vehicles



GOVERNMENT 5-STAR SAFETY RATINGS

Overall Vehicle Score

★★★★★

Based on the combined ratings of frontal, side and rollover. Should ONLY be compared to other vehicles of similar size and weight.

Frontal Crash

Driver Passenger

★★★★★

★★★★★

Based on the risk of injury in a frontal impact. Should ONLY be compared to other vehicles of similar size and weight.

Side Crash

Front seat Rear seat

★★★★★

★★★★★

Based on the risk of injury in a side impact.


Rollover


★★★★

Based on the risk of rollover in a single-vehicle crash.

Star ratings range from 1 to 5 stars (★★★★★), with 5 being the highest. Source: National Highway Traffic Safety Administration (NHTSA). www.safercar.gov or 1-888-327-4236


1FMJU2AT8NEA67917



 **WARNING:** Operating, servicing and maintaining a passenger vehicle, pickup truck, van, or off-road vehicle can expose you to chemicals including engine exhaust, carbon monoxide, phthalates, and lead, which are known to the State of California to cause cancer and birth defects or other reproductive harm. To minimize exposure, avoid breathing exhaust, do not idle the engine except as necessary, service your vehicle in a well-ventilated area and wear gloves or wash your hands frequently when servicing your vehicle. For more information go to www.P65Warnings.ca.gov/passenger-vehicle.

SCAN OR TEXT 1FNEA67917 TO 48028

Msg & Data rates may apply. Text HELP for help



www.ford.com/help/privacy-terms/