

Go Further

ford.com

VEHICLE DESCRIPTION

EXPEDITION


2022 EXPED TIMBERLINE 4X4
7-PASSENGER
3.5L ECOBOOST V6 ENGINE
10SPD AUTO TRANS W/SLCTSHFT

NE A30556

EXTERIOR
DARK MATTER GRAY METALLIC
INTERIOR
DEEP CYPRESS LEATHER-TRIM S

STANDARD EQUIPMENT INCLUDED AT NO EXTRA CHARGE			
EXTERIOR <ul style="list-style-type: none">DUAL EXHAUST SYSTEMFOG LAMPS-LEDFRONT TOW HOOKS-EMBER REDFWD FACING SPOTLIGHT-RH/LHGRILLE-TWIN SPAR, BLACKHEADLAMPS-LED REFLECTOR W/LED SIGNATURE LIGHTINGLIFTGATE - HANDS-FREEMIRRORS - PWR/HTD/PWR-FOLD LED SIG/APPROACH LAMP/MEMROOF-RACK SIDE RAILS-BLACKSTEEL SKID PLATES - FRONT/ REAR / UNDERBODYUNIQUE TIMBERLINE BADGESZONE LIGHTING	INTERIOR <ul style="list-style-type: none">110V/150W AC POWER OUTLET1TOUCH UP/DOWN DR/PASS WIN2ND ROW PWR FOLDING TIP-AND-SLIDE SEATSAUTO-DIM REARVIEW MIRRORHEATHERED CLTH SEAT INSERTLEATHER WRAPPED STR WHEEL W/CRUISE AND AUDIO CONTROLPEDALS-PWR ADJ W/MEMORYPOWERFOLD 3RD ROW SEATPWR 10-WAY DRV/8-WAY PASSPWR TILT/TEL STR COL W/MEMSMART CHRGING USBs-ALL RWSTANGERINE STITCH ACCENTSTRI-ZONE AUTO CLIMATE CTRL	FUNCTIONAL <ul style="list-style-type: none">4-DR INTELL ACCESS LOCK/ UNLOCK W/PUSH-BUTTON STARTCNCTD NAV (90-DAY TRIAL)CONTROLTRAC WITH ELSDFORD CO-PILOT360™FORDPASS™ CONNECT 4GWI-FI HOTSPOT TELEMATICS MODEMHEAVY DUTY RADIATOROFF-ROAD SHOCKSOFF-ROAD SUSPENSIONSIRIUSXM® W/360L- NA AK&HISYNC®4 W/EVR & 12" SCREENTRAIL CONTROLUNIVER GARAGE DOOR OPENERWIRELESS CHARGING PAD	SAFETY/SECURITY <ul style="list-style-type: none">ADVANCETRAC™ WITH RSC®AIRBAGS - DUAL STAGE FRONTAIRBAGS - SAFETY CANOPY®AIRBAGS - SIDE IMPACTINDIV TIRE PRESS MONIT SYSLATCH CHILD SAFETY SYSTEMPERIMETER ALARMPERSONAL SAFETY SYSTEM™REAR OCCUPANT ALERTSECURILOCK® ANTI-THEFT SYSSOS POST-CRASH ALERT SYST™ WARRANTY <ul style="list-style-type: none">3YR/36,000 BUMPER / BUMPER5YR/60,000 POWERTRAIN5YR/60,000 ROADSIDE ASSIST

INCLUDED ON THIS VEHICLE	(MSRP)	PRICE INFORMATION	(MSRP)
EQUIPMENT GROUP 501A	9,220.00	BASE PRICE	\$70,450.00
OPTIONAL EQUIPMENT/OTHER		TOTAL OPTIONS/OTHER	10,245.00
.18" MAGNETIC-PNTD ALUM WHEELS			
.P265/70R18E A/T BSW TIRES			
HEAVY-DUTY TRAILER TOW PKG	795.00	TOTAL VEHICLE & OPTIONS/OTHER	80,695.00
ROOF-RAIL CROSSBARS, BLACK		DESTINATION & DELIVERY	1,795.00
AUTO STOP-START REMOVAL	- 50.00		
SECOND ROW HEATED SEATS	NO CHARGE		
BLACK HEADLAMP ACCENTS	NO CHARGE		
ADVANCED CARGO MANAGER	335.00		
HANDS FREE LIFTGATE REMOVAL	- 55.00		

	RAMP ONE		TOTAL MSRP \$82,490.00
	CA1K		
	RAMP TWO	CONVOY	<div><div>FORD CREDIT</div></div> <div>Whether you decide to lease or finance your vehicle, you'll find the choices that are right for you. See your dealer for details or visit www.ford.com/finance.</div>
		ITEM #: 47-Z200 O/T 2	
	This label is affixed pursuant to the Federal Automobile Information Disclosure Act. Gasoline, License, and Title Fees, State and Local taxes are not included. Dealer installed options or accessories are not included unless listed above.		NG281 N RB 2X 250 000507 07 28 22

EPA DOT

Fuel Economy and Environment

Fuel Economy

17 MPG

combined city/hwy

15

city

19

highway

5.9

gallons per 100 miles

You spend

\$3,750

more in fuel costs over 5 years

compared to the average new vehicle.

Annual fuel cost

\$2,050

Fuel Economy & Greenhouse Gas Rating (tailpipe only)

Smog Rating (tailpipe only)

1

3

10

Best

1

6


10

Best

This vehicle emits 523 grams CO₂ per mile. The best emits 0 grams per mile (tailpipe only). Producing and distributing fuel also create emissions; learn more at fuelconomy.gov.

Actual results will vary for many reasons, including driving conditions and how you drive and maintain your vehicle. The average new vehicle gets 27 MPG and costs \$6,500 to fuel over 5 years. Cost estimates are based on 15,000 miles per year at \$2.35 per gallon. MPGe is miles per gasoline gallon equivalent. Vehicle emissions are a significant cause of climate change and smog.

Smartphone QR Code™



GOVERNMENT 5-STAR SAFETY RATINGS

Overall Vehicle Score

Not Rated

Based on the combined ratings of frontal, side and rollover. Should ONLY be compared to other vehicles of similar size and weight.

Frontal Crash

Driver Passenger

Not Rated Not Rated

Based on the risk of injury in a frontal impact. Should ONLY be compared to other vehicles of similar size and weight.

Side Crash

Front seat

★★★★★

Rear seat

★★★★★

Based on the risk of injury in a side impact.


Rollover

★★★★

Based on the risk of rollover in a single-vehicle crash.

Star ratings range from 1 to 5 stars (★★★★★), with 5 being the highest. Source: National Highway Traffic Safety Administration (NHTSA). www.safercar.gov or 1-888-327-4236


1FMJU1RT6NEA30556



WARNING:

Operating, servicing and maintaining a passenger vehicle, pickup truck, v vehicle can expose you to chemicals including engine exhaust, carbon monoxide, phl lead, which are known to the State of California to cause cancer and birth defects or other reproductive harm. To minimize exposure, avoid breathing exhaust, do not idle the engine except as necessary, service your vehicle in a well-ventilated area and wear gloves or wash your hands frequently when servicing your vehicle. For more information go to www.P65Warnings.ca.gov/passenger-vehicle.

rates may apply. Text HELP for help



www.ford.com/help/privacy-terms/