



INCLUDED ON THIS VEHICLE	(MSRP)	PRICE INFORMATION	(MSRP)
<b>EQUIPMENT GROUP 200A</b>		BASE PRICE	\$53,410.00
		TOTAL OPTIONS/OTHER	1,320.00
<b>OPTIONAL EQUIPMENT/OTHER</b>		TOTAL VEHICLE & OPTIONS/OTHER	54,730.00
P275/55R20 A/T BSW TIRES		DESTINATION & DELIVERY	1,695.00
CARGO PACKAGE	285.00		
.ADVANCED CARGO MANAGER			
.ROOF-RAIL CROSSBARS, BLACK			
CARGO MAT-REVERSIBLE	40.00		
20" POLISHED ALUMINUM WHEELS	995.00		
FRONT LICENSE PLATE BRACKET	NO CHARGE		

	RAMP ONE		TOTAL MSRP \$56,425.00
	RH12		
	RAMP TWO	RAIL	<div><div></div><div>FORD CREDIT</div></div> <div>Whether you decide to lease or finance your vehicle, you'll find the choices that are right for you. See your dealer for details or visit <a href="http://www.ford.com/finance">www.ford.com/finance</a>.</div>
		ITEM #: 24-P040 O/T 2	
	This label is affixed pursuant to the Federal Automobile Information Disclosure Act. Gasoline, License, and Title Fees, State and Local taxes are not included. Dealer installed options or accessories are not included unless listed above.		MH271 N RB 2X 125 000489 08 27 21


EPA DOT

Fuel Economy and Environment



Gasoline Vehicle

Fuel Economy



19

MPG

combined city/hwy

17

city

23

highway

5.3

gallons per 100 miles

Standard SUVs range from 13 to 101 MPG. The best vehicle rates 141 MPGe.

You spend \$3,250 more in fuel costs over 5 years compared to the average new vehicle.

Annual fuel cost \$2,150

Fuel Economy & Greenhouse Gas Rating (tailpipe only)

Smog Rating (tailpipe only)

1

3

10

Best

1


5

10

Best

This vehicle emits 456 grams CO<sub>2</sub> per mile. The best emits 0 grams per mile (tailpipe only). Producing and distributing fuel also create emissions; learn more at [fuelconomy.gov](http://fuelconomy.gov).




Smartphone QR Code™



Actual results will vary for many reasons, including driving conditions and how you drive and maintain your vehicle. The average new vehicle gets 27 MPG and costs \$7,500 to fuel over 5 years. Cost estimates are based on 15,000 miles per year at \$2.70 per gallon. MPGe is miles per gasoline gallon equivalent. Vehicle emissions are a significant cause of climate change and smog.

fuelconomy.gov

Calculate personalized estimates and compare vehicles



GOVERNMENT 5-STAR SAFETY RATINGS

Overall Vehicle Score ★ ★ ★ ★ ★

Based on the combined ratings of frontal, side and rollover. Should ONLY be compared to other vehicles of similar size and weight.

Frontal Crash

Driver Passenger

★ ★ ★ ★ ★

★ ★ ★ ★ ★

Based on the risk of injury in a frontal impact. Should ONLY be compared to other vehicles of similar size and weight.

Side Crash

Front seat Rear seat

★ ★ ★ ★ ★

★ ★ ★ ★ ★

Based on the risk of injury in a side impact.


Rollover


★ ★ ★

Based on the risk of rollover in a single-vehicle crash.


Star ratings range from 1 to 5 stars (★★★★★), with 5 being the highest. Source: National Highway Traffic Safety Administration (NHTSA). [www.safercar.gov](http://www.safercar.gov) or 1-888-327-4236

1FMJU1HT8MEA64174



**WARNING:** Operating, servicing and maintaining a passenger vehicle, pickup truck, v vehicle can expose you to chemicals including engine exhaust, carbon monoxide, phtl lead, which are known to the State of California to cause cancer and birth defects or other reproductive harm. To minimize exposure, avoid breathing exhaust, do not idle the engine except as necessary, service your vehicle in a well-ventilated area and wear gloves or wash your hands frequently when servicing your vehicle. For more information go to [www.P65Warnings.ca.gov/passenger-vehicle](http://www.P65Warnings.ca.gov/passenger-vehicle).

rates may apply. Text HELP for help



[www.ford.com/help/privacy-terms/](http://www.ford.com/help/privacy-terms/)