



ford.com

VEHICLE DESCRIPTION

EXPEDITION MAX

2025 EXPED. KING RANCH 4X4
KING RANCH 7-PASSENGER
3.5L ECOBOOST V6 ENGINE
10SPD AUTO TRANS W/SLCTSHFT

EXTERIOR
DARK MATTER GREY METALLIC
INTERIOR
MESA DEL RIO LTH-TRIM STS

SE A09302

STANDARD EQUIPMENT INCLUDED AT NO EXTRA CHARGE			
EXTERIOR <ul style="list-style-type: none">360 DEGREE ZONE LIGHTINGACTIVE AIR DAMDOOR HANDLES - BODY COLOREASY FUEL® CAPLESS FILLERFORD SPLIT GATEHEADLAMPS-LED REFLECTORHEAVY DUTY TRAILER TOWKING RANCH BADGINGPANORAMIC VISTA ROOF®ROOF-RACK SIDE RAILS-BRGHTRUNNING BOARD-PWR DEPLOYSIGNATURE GRILLE LIGHTINGSIGNATURE TAIL LAMPSTRAILER SWAY CONTROLWIPERS - RAIN-SENSING	INTERIOR <ul style="list-style-type: none">2ND ROW HTD/PWR FOLDING TIP-AND-SLIDE SEATS3RD ROW 40/20/40 FLEX SEAT W/ POWERFOLDAMBIENT LIGHTINGCARGO MANAGEMENT SYSTEMDEL RIO LEATHER:DOOR TRIM, WRAP STR WHL, CTR CONSOLEFLEX POWERED CONSOLEHTD STR WHL W/CRUISE&AUDIOHTD/VENTILATED FRT SEATSMEMORY DRIVER SEATPEDALS-PWR ADJ W/MEMORYPWR TILT/TEL STR COL W/MEMTRI-ZONE AUTO CLIMATE CTRL	FUNCTIONAL <ul style="list-style-type: none">4-DR INTELLIGENT ACCESS24" PANO DISPLAY - IP 13.2" CENTER TOUCH SCREENB&O® UNLEASHED, 22 SPKRCONT. CONTROLLED DAMPINGFORD CO-PILOT360™ACTIVE2.0HILL DESCENT CONTROLHILL START ASSISTINTELLIGENT 4WD SYSTEMPUSH-BUTTON STARTSIRIUSXM® W/360L- NA AK&HITERRAIN MANAGEMENT SYSTEM W/ SELECTABLE DRIVE MODESTWO-SPEED TRANSFER CASEWIRELESS CHARGING PAD	SAFETY/SECURITY <ul style="list-style-type: none">ADVANCED SECURITY PACKADVANCETRAC™ WITH RSC®AIRBAGS - DUAL STAGE FRONTAIRBAGS - SAFETY CANOPY®AIRBAGS - SIDE IMPACTINDIV TIRE PRESS MONIT SYSLATCH CHILD SAFETY SYSTEMPERIMETER ALARMPERSONAL SAFETY SYSTEM™REAR OCCUPANT ALERTSOS POST-CRASH ALERT SYST™ WARRANTY <ul style="list-style-type: none">3YR/36,000 BUMPER / BUMPER5YR/60,000 POWERTRAIN5YR/60,000 ROADSIDE ASSIST

INCLUDED ON THIS VEHICLE	(MSRP)		(MSRP)
EQUIPMENT GROUP 400A		PRICE INFORMATION	
OPTIONAL EQUIPMENT/OTHER		BASE PRICE	\$86,655.00
2025 MODEL YEAR		TOTAL OPTIONS/OTHER	995.00
DARK MATTER GREY METALLIC	495.00		
.FORD CO-PILOT360 ACTIVE 2.0		TOTAL VEHICLE & OPTIONS/OTHER	87,650.00
P275/50R22 A/S BSW TIRES		DESTINATION & DELIVERY	1,995.00
FLR LNERS RW 1&2 W/O CRPET MAT	160.00		
BLUECRUISE EQUIP: 1 YEAR PLAN			
22" SINISTER BRONZE ALUM WHEEL			
CONNECT PKG: 1YR INCL.			
FRONT LICENSE PLATE BRACKET	NO CHARGE		
DEALER INSTALLED OPTIONS			
Safety Kit û w/ Ford Logo	60.00		
All Weather Floor Liner	110.00		
All Weather Cargo Mat û Molded	170.00		

	RAMP ONE		TOTAL MSRP \$89,645.00
	RC28	RAIL	
	RAMP TWO	ITEM #: 52-J01S O/T 1	
	This label is affixed pursuant to the Federal Automobile Information Disclosure Act. Gasoline, License, and Title Fees, State and Local taxes are not included. Dealer installed options or accessories are not included unless listed above.		SPECIAL ORDER SB171 N RB 2X 520 000639 02 17 25

EPA DOT

Fuel Economy and Environment



Gasoline Vehicle

Fuel Economy



18

MPG

combined city/hwy

15

city

22

highway

5.6 gallons per 100 miles

You spend

\$5,000

more in fuel costs over 5 years

compared to the average new vehicle.

Standard SUVs range from 11 to 100 MPG. The best vehicle rates 140 MPGe.

Annual fuel cost

\$2,900

Fuel Economy & Greenhouse Gas Rating (tailpipe only)

Smog Rating (tailpipe only)

1

4

10

Best

1

6

10

Best

This vehicle emits 501 grams CO2 per mile. The best emits 0 grams per mile (tailpipe only). Producing and distributing fuel also create emissions; learn more at fueleconomy.gov.


Actual results will vary for many reasons, including driving conditions and how you drive and maintain your vehicle. The average new vehicle gets 28 MPG and costs \$9,500 to fuel over 5 years. Cost estimates are based on 15,000 miles per year at \$3.50 per gallon. MPGe is miles per gasoline gallon equivalent. Vehicle emissions are a significant cause of climate change and smog.

fueleconomy.gov

Calculate personalized estimates and compare vehicles



Smartphone QR Code™



GOVERNMENT 5-STAR SAFETY RATINGS

Overall Vehicle Score

Not Rated


Based on the combined ratings of frontal, side and rollover. Should ONLY be compared to other vehicles of similar size and weight.

Frontal Crash	Driver Passenger	Not Rated Not Rated
Based on the risk of injury in a frontal impact. Should ONLY be compared to other vehicles of similar size and weight.		
Side Crash	Front seat Rear seat	Not Rated Not Rated
Based on the risk of injury in a side impact.		
Rollover	Not Rated	
Based on the risk of rollover in a single-vehicle crash.		

Star ratings range from 1 to 5 stars (★★★★★), with 5 being the highest.
Source: National Highway Traffic Safety Administration (NHTSA).
www.safercar.gov or 1-888-327-4236


1FMJK1P82SEA09302





WARNING: Operating, servicing and maintaining a passenger vehicle, pickup truck, v vehicle can expose you to chemicals including engine exhaust, carbon monoxide, phtl lead, which are known to the State of California to cause cancer and birth defects or other reproductive harm. To minimize exposure, avoid breathing exhaust, do not idle the engine except as necessary, service your vehicle in a well-ventilated area and wear gloves or wash your hands frequently when servicing your vehicle. For more information go to www.P65Warnings.ca.gov/passenger-vehicle.

rates may apply. Text HELP for help



www.ford.com/help/privacy-terms/