



Go Further

ford.com

VEHICLE DESCRIPTION

EXPEDITION MAX

LE A52548

2020 EXPED. PLATINUM 4X4
PLATINUM 7-PASSENGER
3.5L ECOBOOST V6 ENGINE
10SPD AUTO TRANS W/SLCTSHFT

EXTERIOR
STAR WHITE MET TRI-COAT
INTERIOR
MED CERAMIC LTHR-TRIM SEATS


STANDARD EQUIPMENT INCLUDED AT NO EXTRA CHARGE			
EXTERIOR <ul style="list-style-type: none">EASY FUEL® CAPLESS FILLERFOG LAMPS-LEDGRILLE-SILVER LINING MESHHEADLAMPS - AUTO LED W/SIGNATURE LED LIGHTINGHEADLAMPS -WIPER ACTIVATEDLIFTGATE - HANDS-FREEMIRRORS-PWR/HTD/AUTO-FOLD SIG/APRCH LAMP/MEM/AUTODIMPANORAMIC VISTA ROOF®RUNNING BOARD-PWR DEPLOYTAILLAMPS-LEDTRAILER SWAY CONTROLWINDSHIELD WIPER DE-ICERWIPERS - RAIN-SENSING	INTERIOR <ul style="list-style-type: none">110V/150W AC POWER OUTLET1TOUCH UP/DOWN FRT/RR WIN2ND ROW HEATED SEATS2ND ROW PWR FOLDING TIP-AND-SLIDE SEATSAMBIENT LIGHT/ILLUM ENTRYHTD LTHR WRAPPED STR WHL W/CRUISE AND AUDIO CTRLSHTD/VENTILATED FRT SEATSMULTICOLOUR SEATS W/ ACTIVE MOTION®PEDALS-PWR ADJ W/MEMORYPOWERFOLD 3RD ROW SEATPWR TILT/TEL STR COL W/MEMTRI-ZONE AUTO CLIMATE CTRL	FUNCTIONAL <ul style="list-style-type: none">360-DEGREE CAMERAB&O SOUND SYSTEM, 12 SPKRCARGO PACKAGECLASS IV TRLR TOW PREP PAKENHANCED ACTIVE PARK ASSTENHANCED ACTV NOISE CTRLFORD CO-PILOT360™ ASSISTFORDPASS™ CONNECT 4GWI-FI HOTSPOT TELEMATICS MODEMPHONE WIRELESS CHRGING PADREMOTE START SYSTEMREVERSE SENSING SYSTEMSIRIUSXM® - SVC N/A AK&HISYNC®3 8" SCR N W/APPLINK®VOICE ACTIVATED NAVIGATION	SAFETY/SECURITY <ul style="list-style-type: none">ADVANCED SECURITY PACKADVANCETRAC® WITH RSC®AIRBAGS - DUAL STAGE FRONTAIRBAGS - SAFETY CANOPY®AIRBAGS - SIDE IMPACTINDIV TIRE PRESS MONIT SYSINFLAT. REAR SAFETY BELTSLATCH CHILD SAFETY SYSTEMPERIMETER ALARMPERSONAL SAFETY SYSTEM™SOS POST-CRASH ALERT SYST™ WARRANTY <ul style="list-style-type: none">3YR/36,000 BUMPER / BUMPER5YR/60,000 POWERTRAIN5YR/60,000 ROADSIDE ASSIST

INCLUDED ON THIS VEHICLE	(MSRP)	PRICE INFORMATION	(MSRP)
EQUIPMENT GROUP 600A		BASE PRICE	\$80,110.00
OPTIONAL EQUIPMENT/OTHER		TOTAL OPTIONS/OTHER	4,955.00
2020 MODEL YEAR			
STAR WHITE MET TRI-COAT	595.00		
.22" MACH ALUM WHL W/PNTD PKTS			
.P285/45R22 A/S BSW TIRES			
HEAVY-DUTY TRAILER TOW PKG	1,570.00		
.3.73 RATIO ELSD AXLE			
2ND ROW BUCKET SEATS	595.00		
FLOOR LINERS, FRONT & 2ND ROW	160.00		
CARGO MAT-REVERSIBLE	40.00		
REAR SEAT ENTERTAINMNT SYSTEM	1,995.00		
		TOTAL VEHICLE & OPTIONS/OTHER	85,065.00
		DESTINATION & DELIVERY	1,695.00

	RAMP ONE		TOTAL MSRP \$86,760.00
	CA1K	CONVOY	
	RAMP TWO	ITEM #: 47-2253 O/T 2	
	This label is affixed pursuant to the Federal Automobile Information Disclosure Act. Gasoline, License, and Title Fees, State and Local taxes are not included. Dealer installed options or accessories are not included unless listed above.		LE222 N RB 2X 040 000028 05 22 20


EPA DOT

Fuel Economy and Environment



Gasoline Vehicle

Fuel Economy



18

combined city/hwy

16

city

21

highway

5.6

gallons per 100 miles

You spend

\$3,750

more in fuel costs over 5 years compared to the average new vehicle.

Annual fuel cost

\$2,250

Fuel Economy & Greenhouse Gas Rating (tailpipe only)

Smog Rating (tailpipe only)

1

3

10

Best

1

5

10





Best

This vehicle emits 494 grams CO₂ per mile. The best emits 0 grams per mile (tailpipe only). Producing and distributing fuel also create emissions; learn more at fueleconomy.gov.


Actual results will vary for many reasons, including driving conditions and how you drive and maintain your vehicle. The average new vehicle gets 27 MPG and costs \$7,500 to fuel over 5 years. Cost estimates are based on 15,000 miles per year at \$2.70 per gallon. MPGe is miles per gasoline gallon equivalent. Vehicle emissions are a significant cause of climate change and smog.

fueleconomy.gov

Calculate personalized estimates and compare vehicles



Smartphone QR Code™



GOVERNMENT 5-STAR SAFETY RATINGS

Overall Vehicle Score

★★★★★

Based on the combined ratings of frontal, side and rollover. Should ONLY be compared to other vehicles of similar size and weight.

Frontal Crash

Driver Passenger

★★★★★

Based on the risk of injury in a frontal impact. Should ONLY be compared to other vehicles of similar size and weight.

Side Crash

Front seat Rear seat

★★★★★

Based on the risk of injury in a side impact.


Rollover


★★★★

Based on the risk of rollover in a single-vehicle crash.

Star ratings range from 1 to 5 stars (★★★★★), with 5 being the highest. Source: National Highway Traffic Safety Administration (NHTSA). www.safercar.gov or 1-888-327-4236


1FMJK1MT4LEA52548





WARNING: Operating, servicing and maintaining a passenger vehicle, pickup truck, v vehicle can expose you to chemicals including engine exhaust, carbon monoxide, phtl lead, which are known to the State of California to cause cancer and birth defects or other reproductive harm. To minimize exposure, avoid breathing exhaust, do not idle the engine except as necessary, service your vehicle in a well-ventilated area and wear gloves or wash your hands frequently when servicing your vehicle. For more information go to www.P65Warnings.ca.gov/passenger-vehicle.

rates may apply. Text HELP for help



www.ford.com/help/privacy-terms/