



ford.com

VEHICLE DESCRIPTION

EXPEDITION MAX

2024 EXPED. PLATINUM 4X4
PLATINUM 7-PASSENGER
3.5L ECOBOOST V6 ENGINE
10SPD AUTO TRANS W/SLCTSHFT

EXTERIOR
STAR WHITE MET TRI-COAT
INTERIOR
BLK ONYX LEATHER-TRIM SEATS

RE A98122

STANDARD EQUIPMENT INCLUDED AT NO EXTRA CHARGE

EXTERIOR

- FWD FACING SPOTLIGHT-RH/LH
- GRILLE-SILVER LINING MESH
- HEADLAMPS -WIPER ACTIVATED
- HEADLAMPS-LED REFLECTOR W/LED SIGNATURE LIGHTING
- MIRRORS-PWR/HTD/AUTO-FOLD SIG/APRCH LAMP/MEM/AUTODIM
- PANORAMIC VISTA ROOF®
- POWER LIFTGATE
- ROOF-RACK SIDE RAILS-BRGHT
- RUNNING BOARD-PWR DEPLOY
- TAILLAMPS/FOG LAMPS - LED
- WIPERS - RAIN-SENSING
- ZONE LIGHTING

INTERIOR

- 110V/150W AC POWER OUTLET
- 2ND ROW HEATED SEATS
- 2ND ROW PWR FOLDING TIP-AND-SLIDE SEATS
- AMBIENT LIGHT/ILLUM ENTRY
- HTD LTHR WRAPPED STR WHL W/CRUISE AND AUDIO CTRLS
- HTD/VENTILATED FRT SEATS
- PEDALS-PWR ADJ W/MEMORY
- POWERFOLD 3RD ROW SEAT
- PWR TILT/TEL STR COL W/MEM
- TRI-ZONE AUTO CLIMATE CTRL

FUNCTIONAL

- 360-DEGREE CAMERA
- ACTIVE NOISE CONTROL
- ADVANCED CARGO MANAGER
- AUDIO -REAR SEAT CONTROLS
- B&O UNLEASHED, 22 SPKR
- CLASS IV TRLR TOW PREP PAK
- CNCTD NAV (1-YR TRIAL)
- FORD CO-PILOT360™ACTIVE2.0
- FORDPASS™ CONNECT 4GWI-FI HOTSPOT TELEMATICS MODEM
- IP CLSTR 12.4" DIGTL SCRΝ
- SIRIUSXM® W/360L- NA AK&HI
- SYNC®4A W/EVR & 15.5" SCRΝ
- WIRELESS CHARGING PAD


SAFETY/SECURITY

- ADVANCED SECURITY PACK
- ADVANCETRAC™ WITH RSC®
- AIRBAGS - DUAL STAGE FRONT
- AIRBAGS - SAFETY CANOPY®
- AIRBAGS - SIDE IMPACT
- INDIV TIRE PRESS MONIT SYS
- LATCH CHILD SAFETY SYSTEM
- PERIMETER ALARM
- PERSONAL SAFETY SYSTEM™
- REAR OCCUPANT ALERT
- SOS POST-CRASH ALERT SYS™

WARRANTY


- 3YR/36,000 BUMPER / BUMPER
- 5YR/60,000 POWERTRAIN
- 5YR/60,000 ROADSIDE ASSIST

INCLUDED ON THIS VEHICLE	(MSRP)	PRICE INFORMATION	(MSRP)
EQUIPMENT GROUP 600A		BASE PRICE	\$86,800.00
		TOTAL OPTIONS/OTHER	4,740.00
OPTIONAL EQUIPMENT/OTHER			
2024 MODEL YEAR			
STAR WHITE MET TRI-COAT	995.00	TOTAL VEHICLE & OPTIONS/OTHER	91,540.00
.P285/45R22 A/S BSW TIRES		DESTINATION & DELIVERY	1,995.00
BLUECRUISE EQUIP: 90 DAY TRIAL			
HEAVY-DUTY TRAILER TOW PKG	995.00		
2ND ROW CAPTAIN CHAIR SEATS	NO CHARGE		
CONTROLTRAC WITH 3.73 ELSD	1,500.00		
22" 6-SPK POLISHED ALUM WHLS	1,250.00		
FRONT LICENSE PLATE BRACKET	NO CHARGE		

	RAMP ONE		TOTAL MSRP \$93,535.00
	RB2M	RAIL	
	RAMP TWO	ITEM #: 44-Z801 O/T 2	<div><div>Whether you decide to lease or finance your vehicle, you'll find the choices that are right for you. See your dealer for details or visit www.ford.com/finance.</div></div>
	This label is affixed pursuant to the Federal Automobile Information Disclosure Act. Gasoline, License, and Title Fees, State and Local taxes are not included. Dealer installed options or accessories are not included unless listed above.		
			Z721 D 6B 2X 430 000512 09 10 24


EPA DOT

Fuel Economy and Environment



Gasoline Vehicle

Fuel Economy



18 MPG

combined city/hwy

16 city

22 highway

5.6 gallons per 100 miles

You spend

\$5,250

more in fuel costs over 5 years

compared to the average new vehicle.

Annual fuel cost

\$3,000

Fuel Economy & Greenhouse Gas Rating (tailpipe only)

Smog Rating (tailpipe only)

1

4

10

Best

1

6

10




Best

This vehicle emits 485 grams CO₂ per mile. The best emits 0 grams per mile (tailpipe only). Producing and distributing fuel also create emissions; learn more at fuelconomy.gov.

Actual results will vary for many reasons, including driving conditions and how you drive and maintain your vehicle. The average new vehicle gets 28 MPG and costs \$9,750 to fuel over 5 years. Cost estimates are based on 15,000 miles per year at \$3.60 per gallon. MPGe is miles per gasoline gallon equivalent. Vehicle emissions are a significant cause of climate change and smog.

fueleconomygov

Calculate personalized estimates and compare vehicles



GOVERNMENT 5-STAR SAFETY RATINGS

Overall Vehicle Score

★★★★★

Based on the combined ratings of frontal, side and rollover. Should ONLY be compared to other vehicles of similar size and weight.

Frontal Crash

Driver Passenger

★★★★★

Based on the risk of injury in a frontal impact. Should ONLY be compared to other vehicles of similar size and weight.

Side Crash

Front seat Rear seat

★★★★★

Based on the risk of injury in a side impact.


Rollover


★★★★

Based on the risk of rollover in a single-vehicle crash.

Star ratings range from 1 to 5 stars (★★★★★), with 5 being the highest. Source: National Highway Traffic Safety Administration (NHTSA). www.safercar.gov or 1-888-327-4236


1FMJK1M87REA98122





WARNING: Operating, servicing and maintaining a passenger vehicle, pickup truck, v vehicle can expose you to chemicals including engine exhaust, carbon monoxide, phtl lead, which are known to the State of California to cause cancer and birth defects or other reproductive harm. To minimize exposure, avoid breathing exhaust, do not idle the engine except as necessary, service your vehicle in a well-ventilated area and wear gloves or wash your hands frequently when servicing your vehicle. For more information go to www.P65Warnings.ca.gov/passenger-vehicle.

rates may apply. Text HELP for help



www.ford.com/help/privacy-terms/