



ford.com

VEHICLE DESCRIPTION

EXPEDITION MAX


SE A23318

2025 EXPED. PLATINUM 4X4
PLATINUM 7-PASSENGER
3.5L ECOBOOST V6 ENGINE
10SPD AUTO TRANS W/SLCTSHFT

EXTERIOR
AGATE BLACK METALLIC
INTERIOR
BLACK ONYX LEATHER-TRIM SEA

STANDARD EQUIPMENT INCLUDED AT NO EXTRA CHARGE			
EXTERIOR <ul style="list-style-type: none">• 360 DEGREE ZONE LIGHTING• DOOR HANDLES - BODY COLOR• EASY FUEL® CAPLESS FILLER• FORD SPLIT GATE• HEAVY DUTY TRAILER TOW• PANORAMIC VISTA ROOF®• PRIVACY GLASS - REAR DOORS• SIGNATURE GRILLE LIGHTING• SIGNATURE TAIL LAMPS• TRAILER SWAY CONTROL• WIPERS - RAIN-SENSING	INTERIOR <ul style="list-style-type: none">• 1TOUCH UP/DOWN DR/PASS WIN• 2ND ROW HEATED SEATS• 3RD ROW 40/20/40 FLEX SEAT W/ POWERFOLD• AMBIENT LIGHTING• CARGO MANAGEMENT SYSTEM• FLEX POWERED CONSOLE• HTD LTHR WRAPPED STR WHL W/CRUISE AND AUDIO CTRLS• HTD/VENTILATED FRT SEATS• MEMORY DRIVER SEAT• PEDALS-PWR ADJ W/MEMORY• PWR TILT/TEL STR COL W/MEM• TRI-ZONE AUTO CLIMATE CTRL	FUNCTIONAL <ul style="list-style-type: none">• 24" PANO DISPLAY - IP• 13.2" CENTER TOUCH SCREEN• DRIVER STATE DETECTION• FORD CO-PILOT360™ACTIVE2.0• HILL DESCENT CONTROL• HILL START ASSIST• INTELLIGENT 4WD SYSTEM• INTERSECTION ASSIST• PUSH-BUTTON START• SIRIUSXM® W/360L- NA AK&HI• TERRAIN MANAGEMENT SYSTEM W/ SELECTABLE DRIVE MODES• TWO-SPEED TRANSFER CASE• UNIVER GARAGE DOOR OPENER• WIRELESS CHARGING PAD	SAFETY/SECURITY <ul style="list-style-type: none">• ADVANCED SECURITY PACK• ADVANCETRAC™ WITH RSC®• AIRBAGS - DUAL STAGE FRONT• AIRBAGS - SAFETY CANOPY®• AIRBAGS - SIDE IMPACT• INDIV TIRE PRESS MONIT SYS• LATCH CHILD SAFETY SYSTEM• PERIMETER ALARM• PERSONAL SAFETY SYSTEM™• REAR OCCUPANT ALERT• SOS POST-CRASH ALERT SYST™ WARRANTY <ul style="list-style-type: none">• 3YR/36,000 BUMPER / BUMPER• 5YR/60,000 POWERTRAIN• 5YR/60,000 ROADSIDE ASSIST

INCLUDED ON THIS VEHICLE	(MSRP)	PRICE INFORMATION	(MSRP)
EQUIPMENT GROUP 600A		BASE PRICE	\$77,430.00
		TOTAL OPTIONS/OTHER	2,810.00
OPTIONAL EQUIPMENT/OTHER			
.FORD CO-PILOT360 ACTIVE 2.0			
BLUECRUISE EQUIP: 90 DAY TRIAL			
DRIVER'S PACKAGE	2,810.00	TOTAL VEHICLE & OPTIONS/OTHER	80,240.00
.P275/50R22 A/S BSW TIRES		DESTINATION & DELIVERY	1,995.00
.22" EBONY BRIGHT MACH ALUM WH			
CONNECT PKG: 1YR INCL.			

	RAMP ONE		TOTAL MSRP \$82,235.00
	RH35	RAIL	
	RAMP TWO	ITEM #: 24-704Z O/T 2	<div><div>Whether you decide to lease or finance your vehicle, you'll find the choices that are right for you. See your dealer for details or visit www.ford.com/finance.</div></div>
	This label is affixed pursuant to the Federal Automobile Information Disclosure Act. Gasoline, License, and Title Fees, State and Local taxes are not included. Dealer installed options or accessories are not included unless listed above.		Z826 D 6B 2X 520 000211 04 03 25

EPA DOT

Fuel Economy and Environment

18

combined city/hwy

15

city

22

highway

5.6 gallons per 100 miles

You spend

\$5,000

more in fuel costs over 5 years

compared to the average new vehicle.

Annual fuel cost

\$2,900

Fuel Economy & Greenhouse Gas Rating (tailpipe only)

Smog Rating (tailpipe only)

1

4

10

Best

1

6


10

Best

This vehicle emits 501 grams CO₂ per mile. The best emits 0 grams per mile (tailpipe only). Producing and distributing fuel also create emissions; learn more at fuelconomy.gov.

Actual results will vary for many reasons, including driving conditions and how you drive and maintain your vehicle. The average new vehicle gets 28 MPG and costs \$9,500 to fuel over 5 years. Cost estimates are based on 15,000 miles per year at \$3.50 per gallon. MPGe is miles per gasoline gallon equivalent. Vehicle emissions are a significant cause of climate change and smog.

Smartphone QR Code™



GOVERNMENT 5-STAR SAFETY RATINGS

Overall Vehicle Score

Not Rated

Based on the combined ratings of frontal, side and rollover. Should ONLY be compared to other vehicles of similar size and weight.

Frontal Crash

Driver Passenger

Not Rated

Not Rated

Based on the risk of injury in a frontal impact. Should ONLY be compared to other vehicles of similar size and weight.

Side Crash

Front seat Rear seat

Not Rated

Not Rated

Based on the risk of injury in a side impact.


Rollover

Not Rated

Based on the risk of rollover in a single-vehicle crash.

Star ratings range from 1 to 5 stars (★★★★★), with 5 being the highest. Source: National Highway Traffic Safety Administration (NHTSA). www.safercar.gov or 1-888-327-4236


1FMJK1M84SEA23318



WARNING:

Operating, servicing and maintaining a passenger vehicle, pickup truck, v vehicle can expose you to chemicals including engine exhaust, carbon monoxide, phtl lead, which are known to the State of California to cause cancer and birth defects or other reproductive harm. To minimize exposure, avoid breathing exhaust, do not idle the engine except as necessary, service your vehicle in a well-ventilated area and wear gloves or wash your hands frequently when servicing your vehicle. For more information go to www.P65Warnings.ca.gov/passenger-vehicle.

rates may apply. Text HELP for help



www.ford.com/help/privacy-terms/