

INCLUDED ON THIS VEHICLE

(MSRP)

EQUIPMENT GROUP 301A

OPTIONAL EQUIPMENT/OTHER

.18" ALUMINUM WHEELS

.225/60R18 100H A/S BSW TIRES

PANORAMIC VISTA ROOF

EASY ACCESS CARGO SHADE

FLR LINERS FR-RR W/O CRPT MTS

CARGO MAT

MINI SPARE WHEEL/TIRE

SUPPLEMENTAL PTC HEATER

FORD CO-PILOT360 ASSIST+

.ADP CRZ CTRL W/STOP N GO

SEL TECHNOLOGY PACKAGE

.POWR LIFTGATE W/HANDS FREE

.MIRROR-PWR/HTD GLASS

.B&O SOUND SYSTEM, 10-SPK

.MEMORY PACKAGE

.WIRELESS CHARGING

PRICE INFORMATION

BASE PRICE

TOTAL OPTIONS/OTHER

TOTAL VEHICLE & OPTIONS/OTHER

DESTINATION & DELIVERY

\$31,005.00

3,945.00

34,950.00


1,245.00

(MSRP)

	RAMP ONE		TOTAL MSRP \$36,195.00
	CH18		
	RAMP TWO	CONVOY	Whether you decide to lease or finance your vehicle, you'll find the choices that are right for you. See your dealer for details or visit www.ford.com/finance .
		ITEM #: 47-F211 O/T	
	This label is affixed pursuant to the Federal Automobile Information Disclosure Act. Gasoline, License, and Title Fees, State and Local taxes are not included. Dealer installed options or accessories are not included unless listed above.		MK221 N RB 2X 135 002316 10 22 21


EPA DOT

Fuel Economy and Environment



Gasoline Vehicle

Fuel Economy



28

MPG

combined city/hwy

26

city

31

highway

3.6 gallons per 100 miles

You save

\$250

in fuel costs over 5 years

compared to the average new vehicle.

Annual fuel cost

\$1,450

Fuel Economy & Greenhouse Gas Rating (tailpipe only)

Smog Rating (tailpipe only)

1

6

10

Best

1

7


10




Best

This vehicle emits 318 grams CO₂ per mile. The best emits 0 grams per mile (tailpipe only). Producing and distributing fuel also create emissions; learn more at fuelconomy.gov.

Actual results will vary for many reasons, including driving conditions and how you drive and maintain your vehicle. The average new vehicle gets 27 MPG and costs \$7,500 to fuel over 5 years. Cost estimates are based on 15,000 miles per year at \$2.70 per gallon. MPGe is miles per gasoline gallon equivalent. Vehicle emissions are a significant cause of climate change and smog.

Smartphone QR Code™





Calculate personalized estimates and compare vehicles

GOVERNMENT 5-STAR SAFETY RATINGS

Overall Vehicle Score

★★★★★

Based on the combined ratings of frontal, side and rollover. Should ONLY be compared to other vehicles of similar size and weight.

Frontal Crash

Driver Passenger

★★★★★

★★★★★

Based on the risk of injury in a frontal impact. Should ONLY be compared to other vehicles of similar size and weight.

Side Crash

Front seat Rear seat

★★★★★

★★★★★

Based on the risk of injury in a side impact.


Rollover


★★★★

Based on the risk of rollover in a single-vehicle crash.

Star ratings range from 1 to 5 stars (★★★★★), with 5 being the highest. Source: National Highway Traffic Safety Administration (NHTSA). www.safercar.gov or 1-888-327-4236


1FMCU9H68MUB35588



 **WARNING:** Operating, servicing and maintaining a passenger vehicle, pickup truck, van, or off-road vehicle can expose you to chemicals including engine exhaust, carbon monoxide, phthalates, and lead, which are known to the State of California to cause cancer and birth defects or other reproductive harm. To minimize exposure, avoid breathing exhaust, do not idle the engine except as necessary, service your vehicle in a well-ventilated area and wear gloves or wash your hands frequently when servicing your vehicle. For more information go to www.P65Warnings.ca.gov/passenger-vehicle.

SCAN OR TEXT 1FMUB35588 TO 48028

Msg & Data rates may apply. Text HELP for help



www.ford.com/help/privacy-terms/