



INCLUDED ON THIS VEHICLE	(MSRP)	PRICE INFORMATION	(MSRP)
<b>EQUIPMENT GROUP 303A</b>		BASE PRICE	\$33,040.00
		TOTAL OPTIONS/OTHER	3,150.00
<b>OPTIONAL EQUIPMENT/OTHER</b>			
.18" ALUMINUM WHEELS			
.225/60R18 100H A/S BSW TIRES			
EASY ACCESS CARGO SHADE	135.00		
MINI SPARE WHEEL/TIRE	110.00		
CLASS II TRAILER TOW PACKAGE	495.00		
ROOF-RACK SIDE RAILS, BLACK	165.00		
FORD CO-PILOT360 ASSIST+	995.00		
.ADP CRZ CTRL W/STOP N GO			
SEL TECHNOLOGY PACKAGE	1,250.00		
.POWR LIFTGATE W/HANDS FREE			
.B&O SOUND SYSTEM, 10-SPK			
.MEMORY PACKAGE			
.WIRELESS CHARGING			
.10-WAY POWER DRIVER SEAT			
FRONT LICENSE PLATE BRACKET	NO CHARGE		

	RAMP ONE		TOTAL MSRP \$37,435.00
	RA84		
	RAMP TWO	RAIL	<div><div></div><div>FORD CREDIT</div></div> <div>Whether you decide to lease or finance your vehicle, you'll find the choices that are right for you. See your dealer for details or visit <a href="http://www.ford.com/finance">www.ford.com/finance</a>.</div>
		ITEM #: 72-0104 O/T 2	
	This label is affixed pursuant to the Federal Automobile Information Disclosure Act. Gasoline, License, and Title Fees, State and Local taxes are not included. Dealer installed options or accessories are not included unless listed above.		NB252 N RB 2X 230 001701 02 25 22


EPA DOT

Fuel Economy and Environment



Gasoline Vehicle

Fuel Economy



40

MPG

combined city/hwy

43

city

37

highway

2.5 gallons per 100 miles

You save

\$2,000

in fuel costs over 5 years

compared to the average new vehicle.

Small SUVs range from 14 to 129 MPG. The best vehicle rates 142 MPGe.

Annual fuel cost

\$900

Fuel Economy & Greenhouse Gas Rating (tailpipe only)

Smog Rating (tailpipe only)

1

8

10

Best

1

7


10




Best

This vehicle emits 224 grams CO<sub>2</sub> per mile. The best emits 0 grams per mile (tailpipe only). Producing and distributing fuel also create emissions; learn more at [fuelconomy.gov](http://fuelconomy.gov).

Actual results will vary for many reasons, including driving conditions and how you drive and maintain your vehicle. The average new vehicle gets 27 MPG and costs \$6,500 to fuel over 5 years. Cost estimates are based on 15,000 miles per year at \$2.35 per gallon. MPGe is miles per gasoline gallon equivalent. Vehicle emissions are a significant cause of climate change and smog.

Smartphone QR Code™





**fuelconomy.gov**

Calculate personalized estimates and compare vehicles

GOVERNMENT 5-STAR SAFETY RATINGS

Overall Vehicle Score

★★★★★

Based on the combined ratings of frontal, side and rollover. Should ONLY be compared to other vehicles of similar size and weight.

Frontal Crash

Driver Passenger

★★★★★

Based on the risk of injury in a frontal impact. Should ONLY be compared to other vehicles of similar size and weight.

Side Crash

Front seat Rear seat

★★★★★

Based on the risk of injury in a side impact.

Rollover


★★★★

Based on the risk of rollover in a single-vehicle crash.


Star ratings range from 1 to 5 stars (★★★★★), with 5 being the highest. Source: National Highway Traffic Safety Administration (NHTSA). [www.safercar.gov](http://www.safercar.gov) or 1-888-327-4236

1FMCU9CZ6NUA08793



**WARNING:** Operating, servicing and maintaining a passenger vehicle, pickup truck, v vehicle can expose you to chemicals including engine exhaust, carbon monoxide, phtl lead, which are known to the State of California to cause cancer and birth defects or other reproductive harm. To minimize exposure, avoid breathing exhaust, do not idle the engine except as necessary, service your vehicle in a well-ventilated area and wear gloves or wash your hands frequently when servicing your vehicle. For more information go to [www.P65Warnings.ca.gov/passenger-vehicle](http://www.P65Warnings.ca.gov/passenger-vehicle).

rates may apply. Text HELP for help



[www.ford.com/help/privacy-terms/](http://www.ford.com/help/privacy-terms/)