



INCLUDED ON THIS VEHICLE	(MSRP)	PRICE INFORMATION	(MSRP)
EQUIPMENT GROUP 201A •AUTO DUAL ZONE CLIMATE CTRL		BASE PRICE	\$29,105.00
		TOTAL OPTIONS/OTHER	640.00
OPTIONAL EQUIPMENT/OTHER 4085-325M01/01/20 XV168 225/65R17 102H A/S BSW2 TIRES EASY ACCESS CARGO SHADE TIRE INFT/SLNT KIT NO SPR INC REVERSE SENSING SYSTEM 17" SHDW SLVR-PNTD ALUM WHEELS 10-WAY POWER DRIVER SEAT DAYTIME RUNNING LAMPS (DRL) FRONT LICENSE PLATE BRACKET	135.00 245.00 215.00 45.00 NO CHARGE	TOTAL VEHICLE & OPTIONS/OTHER DESTINATION & DELIVERY	29,745.00 1,245.00

	RAMP ONE		TOTAL MSRP \$30,990.00
	RA5R		
	RAMP TWO	RAIL	<div><div></div><div>FORD CREDIT</div></div> <div>Whether you decide to lease or finance your vehicle, you'll find the choices that are right for you. See your dealer for details or visit www.ford.com/finance.</div>
		ITEM #: 41-W622 O/T P	
	This label is affixed pursuant to the Federal Automobile Information Disclosure Act. Gasoline, License, and Title Fees, State and Local taxes are not included. Dealer installed options or accessories are not included unless listed above.		MK211 N RB 2XX 115 006347 10 21 21


EPA DOT

Fuel Economy and Environment



Gasoline Vehicle

Fuel Economy



40 MPG

combined city/hwy

43 city

37 highway

2.5 gallons per 100 miles

Small SUVs range from 16 to 120 MPG. The best vehicle rates 141 MPGe.

You save \$2,500 in fuel costs over 5 years compared to the average new vehicle.

Annual fuel cost \$1,000

Fuel Economy & Greenhouse Gas Rating (tailpipe only)


Smog Rating (tailpipe only)

1810Best

1710Best

This vehicle emits 224 grams CO₂ per mile. The best emits 0 grams per mile (tailpipe only). Producing and distributing fuel also create emissions; learn more at fuelconomy.gov.




Smartphone QR Code™



Actual results will vary for many reasons, including driving conditions and how you drive and maintain your vehicle. The average new vehicle gets 27 MPG and costs \$7,500 to fuel over 5 years. Cost estimates are based on 15,000 miles per year at \$2.70 per gallon. MPGe is miles per gasoline gallon equivalent. Vehicle emissions are a significant cause of climate change and smog.

fuelconomy.gov

Calculate personalized estimates and compare vehicles



GOVERNMENT 5-STAR SAFETY RATINGS

Overall Vehicle Score

★★★★★

Based on the combined ratings of frontal, side and rollover. Should ONLY be compared to other vehicles of similar size and weight.

Frontal Crash

Driver Passenger

★★★★★

Based on the risk of injury in a frontal impact. Should ONLY be compared to other vehicles of similar size and weight.

Side Crash

Front seat Rear seat

★★★★★

Based on the risk of injury in a side impact.

Rollover


★★★★

Based on the risk of rollover in a single-vehicle crash.

Star ratings range from 1 to 5 stars (★★★★★), with 5 being the highest. Source: National Highway Traffic Safety Administration (NHTSA). www.safercar.gov or 1-888-327-4236


1FMCU9BZ3MUB26588





WARNING: Operating, servicing and maintaining a passenger vehicle, pickup truck, v vehicle can expose you to chemicals including engine exhaust, carbon monoxide, phtl lead, which are known to the State of California to cause cancer and birth defects or other reproductive harm. To minimize exposure, avoid breathing exhaust, do not idle the engine except as necessary, service your vehicle in a well-ventilated area and wear gloves or wash your hands frequently when servicing your vehicle. For more information go to www.P65Warnings.ca.gov/passenger-vehicle.

rates may apply. Text HELP for help



www.ford.com/help/privacy-terms/