



Go Further

ford.com

VEHICLE DESCRIPTION

ESCAPE

2016 ESCAPE TITANIUM FWD
105.9" WHEELBASE
2.0L I4 GTDI ECOBOOST ENG
6-SPD SELECTSHFT AUTO TRANS

EXTERIOR
INGOT SILVER
INTERIOR
CHARCOAL BLACK LTHR SEATS

GU A42770

| STANDARD EQUIPMENT INCLUDED AT NO EXTRA CHARGE | | | |
|---|--|--|--|
| EXTERIOR | INTERIOR | FUNCTIONAL | SAFETY/SECURITY |
| • 18" SPARKLE NICKEL PAINTED WHEELS | • AMBIENT LIGHTING | • HD RADIO | • ADVANCETRAC WITH RSC |
| • CHROME BELTLINE MOLDING | • DUAL ILLUM VANITY MIRRORS | • INTELLIGENT ACCESS W/PUSH BUTTON START | • AIRBAG - DRIVER KNEE |
| • FOG LAMPS | • DUAL-ZONE ELECTRONIC AUTO CLIMATE CONTROL | • ONE TOUCH UP/DOWN FRONT/REAR WINDOWS | • AIRBAGS - DUAL STAGE FRONT |
| • GRILLE - BLACK WITH CHROME SURROUND | • FLOORMATS-1ST AND 2ND ROW | • POWER STEERING W/EPAS | • AIRBAGS - FRONT SEAT MOUNTED SIDE IMPACT |
| • HALOGEN HEADLAMPS | • ILLUMINATED ENTRY SYSTEM | • REAR VIEW CAMERA | • AIRBAGS - SAFETY CANOPY |
| • HANDS-FREE LIFTGATE | • LEATHER TRIMMED SEATS WITH 10-WAY HTD DR/PA & DR MEM | • REMOTE START | • PERIMETER ALARM |
| • HEADLAMP COURTESY DELAY | • LEATHER WRAPPED STR WHEEL | • REMOTE KEYLESS ENTRY | • PERSONAL SAFETY SYSTEM |
| • INTEGRATED BLIND SPOT MIRR | • SONY AUDIO SYSTEM/10 SPKRS | • REVERSE SENSING SYSTEM | • SECURILOCK PASS ANTI THEFT |
| • MIRRORS-MAN FOLD DUAL PWR HEATED WITH APPROACH LAMP | | • SECURICODE, KEYLESS ENTRY | • SOS POST CRASH ALERT SYS |
| • PRIVACY GLASS | | • SIRIUS SAT SVC N/A AK&HI | • TIRE PRESSURE MONITOR SYS |
| • ROOF RACK SIDE RAILS SILVER | | • SYNC® 3 | |
| | | • UNIVER GARAGE DOOR OPENER | WARRANTY |
| | | | • 3YR/36,000 BUMPER / BUMPER |
| | | | • 5YR/60,000 POWERTRAIN |
| | | | • 5YR/60,000 ROADSIDE ASSIST |

| INCLUDED ON THIS VEHICLE | (MSRP) | | (MSRP) |
|--------------------------|--------|-------------------------------|-------------|
| EQUIPMENT GROUP 300A | | PRICE INFORMATION | |
| | | BASE PRICE | \$29,735.00 |
| | | TOTAL OPTIONS/OTHER | 2,080.00 |
| | | | |
| | | TOTAL VEHICLE & OPTIONS/OTHER | 31,815.00 |
| | | DESTINATION & DELIVERY | 895.00 |
| | | | |
| | | TOTAL BEFORE DISCOUNTS | 32,710.00 |
| | | SYNC AND SOUND DISCOUNT | - 490.00 |
| | | | |
| | | TOTAL SAVINGS | - 490.00 |


| | | | | |
|--|-------------------|-----------------------------------|---|--|
| | RAMP ONE | | TOTAL MSRP \$32,220.00 | |
| | RA29 | | | |
| | RAMP TWO | FINAL ASSEMBLY PLANT | This label is affixed pursuant to the Federal Automobile Information Disclosure Act. Gasoline, License, and Title Fees, State and Local taxes are not included. Dealer installed options or accessories are not included unless listed above. | |
| | | LOUISVILLE | | |
| | METHOD OF TRANSP. | ITEM #: 24-4118 O/T 2 | | |
| | RAIL | FG221 N RB 2X 615 005855 07 22 15 | | |

EPA DOT

Fuel Economy and Environment

 Gasoline Vehicle

Fuel Economy



25

combined city/hwy

MPG

22

city

30

highway

4.0

gallons per 100 miles

Small SUVs range from 17 to 33 MPG. The best vehicle rates 119 MPGe.

You save \$0 in fuel costs over 5 years compared to the average new vehicle.

Annual fuel cost \$1,800

Fuel Economy & Greenhouse Gas Rating (tailpipe only) 6

Smog Rating (tailpipe only) 5

1 10 Best




1 10 Best

This vehicle emits 362 grams CO₂ per mile. The best emits 0 grams per mile (tailpipe only). Producing and distributing fuel also create emissions; learn more at fueleconomy.gov.


Actual results will vary for many reasons, including driving conditions and how you drive and maintain your vehicle. The average new vehicle gets 25 MPG and costs \$9,000 to fuel over 5 years. Cost estimates are based on 15,000 miles per year at \$3.00 per gallon. MPGe is miles per gasoline gallon equivalent. Vehicle emissions are a significant cause of climate change and smog.

fueleconomy.gov

Calculate personalized estimates and compare vehicles



Smartphone QR Code™



GOVERNMENT 5-STAR SAFETY RATINGS

Overall Vehicle Score ★ ★ ★ ★

Based on the combined ratings of frontal, side and rollover. Should ONLY be compared to other vehicles of similar size and weight.

Frontal Crash Driver Passenger ★ ★ ★ ★ ★ ★ ★ ★

Based on the risk of injury in a frontal impact. Should ONLY be compared to other vehicles of similar size and weight.

Side Crash Front seat Rear seat ★ ★ ★ ★ ★ ★ ★ ★

Based on the risk of injury in a side impact.


Rollover ★ ★ ★ ★

Based on the risk of rollover in a single-vehicle crash.

Star ratings range from 1 to 5 stars (★★★★★), with 5 being the highest. Source: National Highway Traffic Safety Administration (NHTSA). www.safercar.gov or 1-888-327-4236




1FMCU0J98GUA42770



Extended Service Plan

Ford ESP is the only extended service plan honored at every Ford dealership in the U.S. and Canada. See your dealer for additional details or visit www.FordOwner.com for more information.



FORD CREDIT

Choose the vehicle you want. Whether you decide to lease or finance, you'll find the choices that are right for you. See your Ford Dealer for details or visit www.FordCredit.com.