

Go Further

ford.com

VEHICLE DESCRIPTION

ESCAPE

2016 ESCAPE SE FWD  
105.9" WHEELBASE  
1.6L GTDI ECOBOOST ENGINE  
6-SPD SELECTSHFT AUTO TRANS

EXTERIOR  
MAGNETIC  
INTERIOR  
CHARCOAL BLACK CLOTH SEATS

GU A39962


STANDARD EQUIPMENT INCLUDED AT NO EXTRA CHARGE			
<b>EXTERIOR</b> <ul style="list-style-type: none"><li>• 17" SPARKLE SILVER-PAINTED ALLOY WHEELS</li><li>• CHROME BELTLINE MOLDING</li><li>• DOOR HANDLES - BODY COLOR</li><li>• DUAL EXHAUST CHROME TIPS</li><li>• DUAL POWER MIRRORS</li><li>• FOG LAMPS</li><li>• HALOGEN HEADLAMPS</li><li>• HEADLAMP COURTESY DELAY</li><li>• INTEGRATED BLIND SPOT MIRR</li><li>• PRIVACY GLASS</li></ul>	<b>INTERIOR</b> <ul style="list-style-type: none"><li>• 60/40 SPLIT FOLD REAR SEAT</li><li>• COAT HOOKS, 2</li><li>• DUAL ILLUM VANITY MIRRORS</li><li>• FLOORMATS-1ST AND 2ND ROW</li><li>• ICE BLUE LIGHTING</li><li>• ILLUMINATED ENTRY SYSTEM</li><li>• SEATS-10-WAY PWR DR &amp; 4-WAY MANUAL PASS</li><li>• TILT STEERING WHL/ CRUISE &amp; AUDIO CONTROLS</li></ul>	<b>FUNCTIONAL</b> <ul style="list-style-type: none"><li>• AM/FM SINGLE CD W/MP3</li><li>• AIR CONDITIONING</li><li>• MESSAGE CTR: OUTSIDE TEMP, COMPASS, TRIP COMPUTER</li><li>• MYKEY</li><li>• POWER LOCKS AND WINDOWS</li><li>• POWER STEERING W/EPAS</li><li>• REAR VIEW CAMERA</li><li>• REMOTE KEYLESS ENTRY</li><li>• SECURICODE, KEYLESS ENTRY</li><li>• SIRIUS SAT SVC N/A AK&amp;HI</li><li>• SYNC</li></ul>	<b>SAFETY/SECURITY</b> <ul style="list-style-type: none"><li>• ADVANCETRAC WITH RSC</li><li>• AIRBAG - DRIVER KNEE</li><li>• AIRBAGS - DUAL STAGE FRONT</li><li>• AIRBAGS - FRONT SEAT MOUNTED SIDE IMPACT</li><li>• AIRBAGS - SAFETY CANOPY</li><li>• LATCH CHILD SAFETY SYSTEM</li><li>• PERSONAL SAFETY SYSTEM</li><li>• SECURILOCK PASS ANTI THEFT</li><li>• SOS POST CRASH ALERT SYS</li><li>• TIRE PRESSURE MONITOR SYS</li></ul> <b>WARRANTY</b> <ul style="list-style-type: none"><li>• 3YR/36,000 BUMPER / BUMPER</li><li>• 5YR/60,000 POWERTRAIN</li><li>• 5YR/60,000 ROADSIDE ASSIST</li></ul>

INCLUDED ON THIS VEHICLE	(MSRP)	(MSRP)
<b>EQUIPMENT GROUP 200A</b>		
<b>OPTIONAL EQUIPMENT/OTHER</b> CALIFORNIA EMISSIONS SYSTEM	NO CHARGE	
		<b>PRICE INFORMATION</b>
		BASE PRICE \$25,650.00
		TOTAL OPTIONS/OTHER
		TOTAL VEHICLE & OPTIONS/OTHER 25,650.00
		DESTINATION & DELIVERY 895.00
		<b>TOTAL BEFORE DISCOUNTS 26,545.00</b>
		<b>SYNC AND SOUND DISCOUNT - 490.00</b>
		<b>TOTAL SAVINGS - 490.00</b>

	RAMP ONE		TOTAL MSRP \$26,055.00	
	RA76			
	RAMP TWO	FINAL ASSEMBLY PLANT	This label is affixed pursuant to the Federal Automobile Information Disclosure Act. Gasoline, License, and Title Fees, State and Local taxes are not included. Dealer installed options or accessories are not included unless listed above.	
		LOUISVILLE		
	METHOD OF TRANSP.	ITEM #: 72-2429 O/T 2		
	RAIL	FG151 N RB 2X 615 003933 07 15 15		


EPA DOT

Fuel Economy and Environment



Gasoline Vehicle

Fuel Economy



26 MPG

combined city/hwy

23 city

32 highway

3.8 gallons per 100 miles

You save \$250 in fuel costs over 5 years compared to the average new vehicle.

Small SUVs range from 17 to 33 MPG. The best vehicle rates 119 MPGe.

Annual fuel cost \$1,750

Fuel Economy & Greenhouse Gas Rating (tailpipe only) 6




Smog Rating (tailpipe only) 5

This vehicle emits 341 grams CO<sub>2</sub> per mile. The best emits 0 grams per mile (tailpipe only). Producing and distributing fuel also create emissions; learn more at fueleconomy.gov.


Actual results will vary for many reasons, including driving conditions and how you drive and maintain your vehicle. The average new vehicle gets 25 MPG and costs \$9,000 to fuel over 5 years. Cost estimates are based on 15,000 miles per year at \$3.00 per gallon. MPGe is miles per gasoline gallon equivalent. Vehicle emissions are a significant cause of climate change and smog.

fueleconomy.gov

Calculate personalized estimates and compare vehicles



Smartphone QR Code™



GOVERNMENT 5-STAR SAFETY RATINGS

Overall Vehicle Score ★ ★ ★ ★

Based on the combined ratings of frontal, side and rollover. Should ONLY be compared to other vehicles of similar size and weight.

Frontal Crash

Driver Passenger

★ ★ ★ ★

★ ★ ★ ★

Based on the risk of injury in a frontal impact. Should ONLY be compared to other vehicles of similar size and weight.

Side Crash

Front seat Rear seat

★ ★ ★ ★ ★

★ ★ ★ ★ ★


Based on the risk of injury in a side impact.

Rollover


★ ★ ★ ★

Based on the risk of rollover in a single-vehicle crash.

Star ratings range from 1 to 5 stars (★★★★★), with 5 being the highest. Source: National Highway Traffic Safety Administration (NHTSA). www.safercar.gov or 1-888-327-4236




1FMCU0GX5GUA39962



Extended Service Plan

Ford ESP is the only extended service plan honored at every Ford dealership in the U.S. and Canada. See your dealer for additional details or visit www.FordOwner.com for more information.



FORD CREDIT

Choose the vehicle you want. Whether you decide to lease or finance, you'll find the choices that are right for you. See your Ford Dealer for details or visit www.FordCredit.com.