

Go Further

ford.com

VEHICLE DESCRIPTION

EXPLORER

2016 PLATINUM EXPLORER 4WD
112.6" WHEELBASE
3.5L V6 ECOBOOST ENGINE
6-SPEED AUTO TRANSMISSION

GG A69375

EXTERIOR
WHITE PLATINUM MET TRI-COAT
INTERIOR
NIRVANA LTHR MED SOFT CERAM


| STANDARD EQUIPMENT INCLUDED AT NO EXTRA CHARGE | | | |
|--|--|---|--|
| EXTERIOR <ul style="list-style-type: none">AUTO HEADLAMPSDOOR HANDLES - SATIN CHRМEXHAUST TIPS - CHROMEFOG LAMPSLED SIGNATURE LAMPSLED TAILLAMPSMOONROOFMIRRORS - PWR/HTD/PWR FOLDLED SIG/APPROACH LAMP/MEMPRIVACY GLASS 2ND/3RD ROWRAIN SENSING WIPERSREAR SPOILER, BODY COLORROOF RACK SIDE RAILS | INTERIOR <ul style="list-style-type: none">2ND ROW HEATED SEATSDUAL-ZONE ELECTRONIC AUTO CLIMATE CONTROLHTD/COOLED DVR/PASS SEATSHTD LTHR WRAPPED STR WHL W/CRUISE AND AUDIO CTRLSMULTI-CONTOUR LEATHER BUCKET FRONT SEATSLEATHER-WRAPPED INTERIORPOWERFOLD 3RD ROW SEATPREM AUDIO SYS SONY W/ CLR PHASE&LIVE ACOUSTICSPWR TILT/TELE STR COLUMNSCUFF PLATES - ILLUMINATEDWOODGRAIN INTERIOR ACCENTS | FUNCTIONAL <ul style="list-style-type: none">ADAPTIVE CRUISE CONTROLCLASS III TRAILER TOW PKGENHANCED ACTIVE PARK ASSTFRONT 180 DEGREE CAMERAHILL DESCENT CONTROLLANE-KEEPING SYSTEMPOWER STEERING W/EPASREAR VIEW CAMERAREMOTE STARTREVERSE SENSING SYSTEMSIRIUS SAT SVC N/A AK&HISYNC W/ MYFORD TOUCHTERRAIN MANAGEMENT SYSTEMTRAILER SWAY CONTROLVOICE ACT NAVIGATION SYS | SAFETY/SECURITY <ul style="list-style-type: none">ADVANCETRAC WITH RSCAIRBAGS - DUAL STAGE FRONTAIRBAGS - FRONT SEAT MOUNTED SIDE IMPACTAIRBAGS - SAFETY CANOPYFRONT PASS. KNEE AIRBAGINDIV TIRE PRESS MONIT SYSLATCH CHILD SAFETY SYSTEMPERIMETER ALARMSECURICODE KEYLESS KEYPADSOS POST CRASH ALERT SYS WARRANTY <ul style="list-style-type: none">3YR/36,000 BUMPER / BUMPER5YR/60,000 POWERTRAIN5YR/60,000 ROADSIDE ASSIST |

| INCLUDED ON THIS VEHICLE | (MSRP) | | (MSRP) |
|---------------------------------|-----------|-------------------------------|-------------|
| EQUIPMENT GROUP 600A | | PRICE INFORMATION | |
| OPTIONAL EQUIPMENT/OTHER | | BASE PRICE | \$52,970.00 |
| 2016 MODEL YEAR | | TOTAL OPTIONS/OTHER | 1,440.00 |
| WHITE PLATINUM MET TRI-COAT | 595.00 | | |
| .20" BRIGHT MACHINED FACE WHLS | | TOTAL VEHICLE & OPTIONS/OTHER | 54,410.00 |
| .P255/50R20 A/S BSW TIRES | | DESTINATION & DELIVERY | 945.00 |
| 2ND ROW BUCKET SEATS | 695.00 | | |
| 2ND ROW CONSOLE | 150.00 | | |
| SELECT SHIFT TRANSMISSION | | | |
| FRONT LICENSE PLATE BRACKET | NO CHARGE | | |

| | | | |
|--|-------------------|-----------------------------------|---|
| | RAMP ONE | | TOTAL MSRP \$55,355.00 |
| | CC06 | | |
| | RAMP TWO | FINAL ASSEMBLY PLANT | This label is affixed pursuant to the Federal Automobile Information Disclosure Act. Gasoline, License, and Title Fees, State and Local taxes are not included. Dealer installed options or accessories are not included unless listed above. |
| | | CHICAGO | |
| | METHOD OF TRANSP. | ITEM #: 41-E001 O/T 1 | SPECIAL ORDER |
| | CONVOY | FJ091 N RB 2X 625 003718 09 09 15 | |


EPA DOT

Fuel Economy and Environment



Gasoline Vehicle

Fuel Economy



18 MPG

combined city/hwy

16 city

22 highway

5.6 gallons per 100 miles

Standard SUVs range from 13 to 28 MPG. The best vehicle rates 119 MPGe.

You spend

\$3,500

more in fuel costs over 5 years compared to the average new vehicle.

Annual fuel cost

\$2,500

Fuel Economy & Greenhouse Gas Rating (tailpipe only)

Smog Rating (tailpipe only)

1410Best




1510Best

This vehicle emits 493 grams CO₂ per mile. The best emits 0 grams per mile (tailpipe only). Producing and distributing fuel also create emissions; learn more at fueleconomy.gov.


Actual results will vary for many reasons, including driving conditions and how you drive and maintain your vehicle. The average new vehicle gets 25 MPG and costs \$9,000 to fuel over 5 years. Cost estimates are based on 15,000 miles per year at \$3.00 per gallon. MPGe is miles per gasoline gallon equivalent. Vehicle emissions are a significant cause of climate change and smog.

fueleconomy.gov

Calculate personalized estimates and compare vehicles



Smartphone QR Code™



GOVERNMENT 5-STAR SAFETY RATINGS

Overall Vehicle Score

Not Rated

Based on the combined ratings of frontal, side and rollover. Should ONLY be compared to other vehicles of similar size and weight.

Frontal Crash

Driver Passenger

★★★★★

Based on the risk of injury in a frontal impact. Should ONLY be compared to other vehicles of similar size and weight.

Side Crash

Front seat Rear seat

Not Rated Not Rated

Based on the risk of injury in a side impact.

Rollover

★★★★

Based on the risk of rollover in a single-vehicle crash.

Star ratings range from 1 to 5 stars (★★★★★), with 5 being the highest. Source: National Highway Traffic Safety Administration (NHTSA). www.safercar.gov or 1-888-327-4236



1FM5K8HT9GG A69375



Scan this code to experience this vehicle or text 1FGGA69375 to 48028

or Visit ford.com/windowsticker

Standard messaging & data plan rates may apply.



Extended Service Plan

Ford ESP is the only extended service plan honored at every Ford dealership in the U.S. and Canada. See your dealer for additional details or visit www.FordOwner.com for more information.



FORD CREDIT

Choose the vehicle you want. Whether you decide to lease or finance, you'll find the choices that are right for you. See your Ford Dealer for details or visit www.FordCredit.com.