



Go Further

ford.com

VEHICLE DESCRIPTION

EXPLORER

2014 4DR EXPLORER SPORT 4WD

112.6" WHEELBASE

3.5L V6 ECOBOOST ENGINE

6-SPEED AUTO TRANSMISSION

EXTERIOR

WHITE PLATINUM MET TRI-COAT

INTERIOR

CHAR BLK/SIENNA CLD PERF LT

EG

B36015

STANDARD EQUIPMENT INCLUDED AT NO EXTRA CHARGE

EXTERIOR

• 20" MACHINED ALUMINUM WHEELS

• P255/50R20 A/S BSW TIRES

• AUTO PROJ BEAM HEADLAMPS

• LED TAILLAMPS

• FOG LAMPS

• MIRRORS-MAN FOLD DUAL PWR HEATED WITH APPROACH LAMP

• SECURICODE KEYLESS ENTRY

• DOOR HANDLES - CHROME

• PRIVACY GLASS 2ND/3RD ROW

• ROOF RACK SIDE RAILS

• REAR SPOILER, BODY COLOR

• LWR BODYSIDE CLADDING-BLK

• EXHAUST TIPS - CHROME

INTERIOR

• LEATHER TRIMMED SEATS W/ 10 WAY HTD DR/6 WAY HTD P

• 2ND ROW 60/40 FOLD FLAT

• 3RD ROW - 50/50 FOLD FLAT

• DUAL-ZONE ELECTRONIC AUTO CLIMATE CONTROL

• PARTICULATE AIR FILTER

• LEATHER WRAPPED STR WHEEL W/CRUISE AND AUDIO CONTRO

• TILT/TELESCOPE STR COLUMN

• 1TOUCH UP/DOWN DR/PASS WIN

• DUAL ILLUM VANITY MIRRORS

• AUTO DIM REARVIEW MIRROR

• SCUFF PLATES - ILLUMINATED

• CARGO NET

FUNCTIONAL

• SYNC W/ MYFORD TOUCH

• SYNC SERVICES

• SIRIUS SAT SVC N/A AK&HI

• SPORT-TUNED SUSPENSION

• SONY AUDIO SYSTEM

390 WATT/ 12 SPEAKERS

• 6-SPEED SST W/PADDLE SHIFT

• REAR VIEW CAMERA

• REVERSE SENSING SYSTEM

• TERRAIN MANAGEMENT SYSTEM

• HILL DESCENT/OFF-ROAD MODE

• HILL START ASSIST

• TRAILER SWAY CONTROL

• POWER LOCKS AND WINDOWS

• POWER STEERING W/EPAS

SAFETY/SECURITY

• LATCH CHILD SAFETY SYSTEM

• AIRBAGS - DUAL STAGE FRONT

• AIRBAGS - FRONT SEAT MOUNTED SIDE IMPACT

• FRONT PASS. KNEE AIRBAG

• AIRBAGS - SAFETY CANOPY

• SOS POST CRASH ALERT SYS

• PERIMETER ALARM

• TIRE PRESSURE MONITOR SYS

• ADVANCETRAC WITH RSC

WARRANTY

• 3YR/36,000 BUMPER / BUMPER

• 5YR/60,000 POWERTRAIN

• 5YR/60,000 ROADSIDE ASSIST

INCLUDED ON THIS VEHICLE

(MSRP)

4,130.00

EQUIPMENT GROUP 401A

•VOICE ACTIVATED NAVIGATION

•BLIS/REAR INFLAT BELT PACKAGE

•BLIND SPOT MONITORING SYS

•2ND ROW OUTBOARD INFLAT BLTS

•POWER LIFTGATE

•PWR TILT/TELE STEERING WHEEL

•INTEL PUSH BUTTON START W/RMT

•REMOTE START

•AMBIENT LIGHTING

•UNIVERSAL GARAGE DOOR OPENER

•MEMORY:DR SEAT,MIRRORS,PEDALS

•110V POWER OUTLET

595.00

NO CHARGE

1,150.00

OPTIONAL EQUIPMENT

2014 MODEL YEAR

WHITE PLATINUM MET TRI-COAT

FRONT LICENSE PLATE BRACKET

ADAPT CRUISE/COLLI WARNING

SELECT SHIFT TRANSMISSION

PRICE INFORMATION

BASE PRICE

\$40,780.00

TOTAL OPTIONS

5,875.00

TOTAL VEHICLE & OPTIONS

46,655.00


DESTINATION & DELIVERY

895.00

| | | | |
|--|-------------------|-----------------------------------|---|
| | RAMP ONE | | TOTAL MSRP \$47,550.00 |
| | CB34 | | |
| | RAMP TWO | FINAL ASSEMBLY PLANT | This label is affixed pursuant to the Federal Automobile Information Disclosure Act. Gasoline, License, and Title Fees, State and Local taxes are not included. Dealer installed options or accessories are not included unless listed above. |
| | | CHICAGO | |
| | METHOD OF TRANSP. | ITEM #: 52-1001 O/T 1 | SPECIAL ORDER |
| | CONVOY | DL251 N RB 2X 415 004347 11 25 13 | |


EPA DOT

Fuel Economy and Environment



Gasoline Vehicle

Fuel Economy



18

MPG

combined city/hwy

16

city

22

highway

5.6

gallons per 100 miles

Std SUV range from 12 to 28 MPG. The best vehicle rates 121 MPGe.

You spend

\$3,000

more in fuel costs over 5 years

compared to the average new vehicle.

Annual fuel cost

\$2,900

Fuel Economy & Greenhouse Gas Rating (tailpipe only)

Smog Rating (tailpipe only)

1

4

10

Best

1

5

10




Best

This vehicle emits 489 grams CO₂ per mile. The best emits 0 grams per mile (tailpipe only). Producing and distributing fuel also create emissions; learn more at fueleconomy.gov.


Actual results will vary for many reasons, including driving conditions and how you drive and maintain your vehicle. The average new vehicle gets 23 MPG and costs \$11,500 to fuel over 5 years. Cost estimates are based on 15,000 miles per year at \$3.50 per gallon. MPGe is miles per gasoline gallon equivalent. Vehicle emissions are a significant cause of climate change and smog.

fueleconomy.gov

Calculate personalized estimates and compare vehicles



Smartphone QR Code™



GOVERNMENT 5-STAR SAFETY RATINGS

Overall Vehicle Score

★★★★★

Based on the combined ratings of frontal, side and rollover. Should ONLY be compared to other vehicles of similar size and weight.

Frontal Crash

Driver Passenger

★★★★★

★★★★★

Based on the risk of injury in a frontal impact. Should ONLY be compared to other vehicles of similar size and weight.

Side Crash

Front seat Rear seat

★★★★★

★★★★★


Based on the risk of injury in a side impact.

Rollover


★★★★

Based on the risk of rollover in a single-vehicle crash.

Star ratings range from 1 to 5 stars (★★★★★), with 5 being the highest. Source: National Highway Traffic Safety Administration (NHTSA). www.safercar.gov or 1-888-327-4236




1FM5K8GTXEGB36015




Extended Service Plan

Ford ESP is the only extended service plan honored at every Ford dealership in the U.S. and Canada. See your dealer for additional details or visit www.FordOwner.com for more information.



FORD CREDIT

Choose the vehicle you want. Whether you decide to lease or finance, you'll find the choices that are right for you. See your Ford Dealer for details or visit www.FordCredit.com.



Scan this code to experience this vehicle or text 1FEGB36015 to 48028

or Visit ford.com/windowsticker

Standard messaging & data plan rates may apply.

1201312043798