



Go Further

ford.com

VEHICLE DESCRIPTION

EXPLORER

2016 4DR EXPLORER SPORT 4WD
112.6" WHEELBASE
3.5L V6 ECOBOOST ENGINE
6-SPEED AUTO TRANSMISSION

GG A33880

EXTERIOR
BRONZE FIRE METALLIC TC
INTERIOR
EBONY BLACK PERF LEATHER


STANDARD EQUIPMENT INCLUDED AT NO EXTRA CHARGE			
EXTERIOR <ul style="list-style-type: none">• AUTO HEADLAMPS• DOOR HANDLES - BLACK• EXHAUST TIPS - CHROME• FOG LAMPS• LED SIGNATURE LAMPS• LED TAILLAMPS• LWR BODYSIDE CLADDING-BLK• PRIVACY GLASS 2ND/3RD ROW• REAR SPOILER, BODY COLOR• ROOF RACK SIDE RAILS	INTERIOR <ul style="list-style-type: none">• 1TOUCH UP/DOWN DR/PASS WIN• 2ND ROW FOLD FLAT SEATING• 3RD ROW - 50/50 FOLD FLAT• AUTO DIM REARVIEW MIRROR• CARGO NET• DUAL ILLUM VANITY MIRRORS• DUAL-ZONE ELECTRONIC AUTO CLIMATE CONTROL• LEATHER TRIMMED SEATS W/ 10-WAY HEATED DR/PASS• LEATHER WRAPPED STR WHEEL W/CRUISE AND AUDIO CONTRO• POWERFOLD 3RD ROW SEAT• SCUFF PLATES - ILLUMINATED	FUNCTIONAL <ul style="list-style-type: none">• CLASS III TRAILER TOW PKG• HILL DESCENT CONTROL• HILL START ASSIST• POWER STEERING W/EPAS• REAR VIEW CAMERA• REMOTE START• REVERSE SENSING SYSTEM• SIRIUS SAT SVC N/A AK&HI• SONY AUDIO SYSTEM• 390 WATT/ 12 SPEAKERS• SPORT-TUNED SUSPENSION• SYNC W/ MYFORD TOUCH• TERRAIN MANAGEMENT SYSTEM• TRAILER SWAY CONTROL	SAFETY/SECURITY <ul style="list-style-type: none">• ADVANCETRAC WITH RSC• AIRBAGS - DUAL STAGE FRONT• AIRBAGS - FRONT SEAT MOUNTED SIDE IMPACT• AIRBAGS - SAFETY CANOPY• FRONT PASS. KNEE AIRBAG• INDIV TIRE PRESS MONIT SYS• LATCH CHILD SAFETY SYSTEM• PERIMETER ALARM• SECURICODE KEYLESS KEYPAD• SOS POST CRASH ALERT SYS WARRANTY <ul style="list-style-type: none">• 3YR/36,000 BUMPER / BUMPER• 5YR/60,000 POWERTRAIN• 5YR/60,000 ROADSIDE ASSIST

INCLUDED ON THIS VEHICLE	(MSRP)		PRICE INFORMATION	(MSRP)
EQUIPMENT GROUP 401A <ul style="list-style-type: none">•VOICE ACTIVATED NAVIGATION•BLIS/REAR INFLAT BELT PACKAGE•BLIND SPOT MONITORING SYS•2ND ROW OUTBOARD INFLAT BLTS•HANDS-FREE LIFTGATE•PWR TILT/TELE STEERING WHEEL•HEATED STEERING WHEEL•FRONT 180 DEGREE CAMERA•UNIVERSAL GARAGE DOOR OPENER•MEMORY:DR SEAT,MIRRORS,PEDALS•110V POWER OUTLET	4,300.00		BASE PRICE TOTAL OPTIONS/OTHER	\$43,300.00 6,985.00
OPTIONAL EQUIPMENT/OTHER 2016 MODEL YEAR BRONZE FIRE METALLIC TC .20" MACHINED ALUMINUM WHEELS .P255/50R20 A/S BSW TIRES 2ND ROW BUCKET SEATS DUAL-PANEL MOONROOF SELECT SHIFT TRANSMISSION	395.00 695.00 1,595.00		TOTAL VEHICLE & OPTIONS/OTHER DESTINATION & DELIVERY	50,285.00 945.00

	RAMP ONE		TOTAL MSRP	\$51,230.00
	CN06		This label is affixed pursuant to the Federal Automobile Information Disclosure Act. Gasoline, License, and Title Fees, State and Local taxes are not included. Dealer installed options or accessories are not included unless listed above.	
	RAMP TWO	FINAL ASSEMBLY PLANT		
		CHICAGO		
	METHOD OF TRANSP.	ITEM #: 48-2081 O/T 2		
	CONVOY	FF221 N RB 2X 620 003148 06 22 15		


EPA DOT

Fuel Economy and Environment



Gasoline Vehicle

Fuel Economy



18 MPG

combined city/hwy

16 city

22 highway

5.6 gallons per 100 miles

You spend

\$3,500

more in fuel costs over 5 years compared to the average new vehicle.

Standard SUVs range from 13 to 28 MPG. The best vehicle rates 119 MPGe.

Annual fuel cost

\$2,500

Fuel Economy & Greenhouse Gas Rating (tailpipe only)

Smog Rating (tailpipe only)

110Best

4




110Best

This vehicle emits 493 grams CO₂ per mile. The best emits 0 grams per mile (tailpipe only). Producing and distributing fuel also create emissions; learn more at fueleconomy.gov.

Actual results will vary for many reasons, including driving conditions and how you drive and maintain your vehicle. The average new vehicle gets 25 MPG and costs \$9,000 to fuel over 5 years. Cost estimates are based on 15,000 miles per year at \$3.00 per gallon. MPGe is miles per gasoline gallon equivalent. Vehicle emissions are a significant cause of climate change and smog.

fueleconomy.gov

Calculate personalized estimates and compare vehicles



GOVERNMENT 5-STAR SAFETY RATINGS


Overall Vehicle Score

Not Rated


Based on the combined ratings of frontal, side and rollover. Should ONLY be compared to other vehicles of similar size and weight.

Frontal Crash	Driver Passenger	★★★★★
Based on the risk of injury in a frontal impact. Should ONLY be compared to other vehicles of similar size and weight.		
Side Crash	Front seat Rear seat	Not Rated Not Rated
Based on the risk of injury in a side impact.		
Rollover		★★★★
Based on the risk of rollover in a single-vehicle crash.		

Star ratings range from 1 to 5 stars (★★★★★), with 5 being the highest. Source: National Highway Traffic Safety Administration (NHTSA). www.safercar.gov or 1-888-327-4236




1FM5K8GT5GG A33880



Extended Service Plan

Ford ESP is the only extended service plan honored at every Ford dealership in the U.S. and Canada. See your dealer for additional details or visit www.FordOwner.com for more information.



FORD CREDIT

Choose the vehicle you want. Whether you decide to lease or finance, you'll find the choices that are right for you. See your Ford Dealer for details or visit www.FordCredit.com.

1201507062870