



Go Further

ford.com

VEHICLE DESCRIPTION

EXPLORER

2015 4DR LTD EXPLORER 4WD
112.6" WHEELBASE
3.5L V6 TIVCT ENGINE
6-SPEED SELECTSHIFT W/TRL T

EXTERIOR
WHITE PLATINUM MET TRI-COAT
INTERIOR
LT STONE PERF LEATHER

FG C63577

STANDARD EQUIPMENT INCLUDED AT NO EXTRA CHARGE			
EXTERIOR <ul style="list-style-type: none">• 20" PAINTED ALUM WHEELS• P255/50R20 A/S BSW TIRES• AUTO PROJ BEAM HEADLAMPS• LED TAILLAMPS• FOG LAMPS• MIRRORS-PWR FOLDING HEATED W/APPROACH LAMPS & MEMORY• INTEGRATED SPOTTER MIRRORS• SECURICODE KEYLESS ENTRY• PRIVACY GLASS 2ND/3RD ROW• DOOR HANDLES - CHROME• ROOF RACK SIDE RAILS• REAR SPOILER, BODY COLOR• EXHAUST TIP - CHROME• EASY FUEL CAPLESS FILLER	INTERIOR <ul style="list-style-type: none">• LTHR TRIM FRT HTD MEM SEAT 10 WAY PWR DRV, 6 WAY PAS• 2ND ROW HEATED SEATS• 2ND ROW 60/40 FOLD FLAT• 3RD ROW - 50/50 FOLD FLAT• LEATHER WRAPPED STR WHEEL W/CRUISE AND AUDIO CONTRO• DUAL-ZONE ELECTRONIC AUTO CLIMATE CONTROL• TILT/TELESCOPE STR COLUMN• ADJUST PEDALS W/MEMORY• 1TOUCH UP/DOWN DR/PASS WIN• AUTO DIM REARVIEW MIRROR• AMBIENT LIGHTING• CARGO NET	FUNCTIONAL <ul style="list-style-type: none">• SYNC W/ MYFORD TOUCH• SYNC SERVICES• SIRIUS SAT SVC N/A AK&HI• SONY AUDIO SYSTEM 390 WATT/ 12 SPEAKERS• INTELLIGENT ACCESS W/PUSH BUTTON START• REMOTE START• REAR VIEW CAMERA• REVERSE SENSING SYSTEM• UNIVER GARAGE DOOR OPENER• POWER LOCKS AND MIRRORS• POWER STEERING W/EPAS• POWERPOINTS (4)• 110V OUTLET	SAFETY/SECURITY <ul style="list-style-type: none">• LATCH CHILD SAFETY SYSTEM• AIRBAGS - DUAL STAGE FRONT• AIRBAGS - FRONT SEAT MOUNTED SIDE IMPACT• FRONT PASS. KNEE AIRBAG• AIRBAGS - SAFETY CANOPY• SOS POST CRASH ALERT SYS• PERIMETER ALARM• TIRE PRESSURE MONITOR SYS• ADVANCETRAC WITH RSC
WARRANTY <ul style="list-style-type: none">• 3YR/36,000 BUMPER / BUMPER• 5YR/60,000 POWERTRAIN• 5YR/60,000 ROADSIDE ASSIST			

INCLUDED ON THIS VEHICLE	(MSRP)	PRICE INFORMATION	(MSRP)
EQUIPMENT GROUP 302A <ul style="list-style-type: none">•VOICE ACTIVATED NAVIGATION•LUXURY SEATING PACKAGE•POWERFOLD THIRD ROW SEAT•POWER LIFTGATE•HEATED STEERING WHEEL•PWR TILT/TELE STEERING WHEEL•BLIS/REAR INFLAT BELT PACKAGE•BLIND SPOT MONITORING SYS•2ND ROW OUTBOARD INFLAT BLTS•ACTIVE PARK ASSIST•LANE DEPART/LANE KEEP ASSIST•RAIN SENSING WIPERS•HID PROJECTOR HEADLAMPS•AUTO HIGH BEAM HEADLAMPS	5,460.00	BASE PRICE TOTAL OPTIONS/OTHER	\$40,200.00 9,130.00
		TOTAL VEHICLE & OPTIONS/OTHER DESTINATION & DELIVERY	49,330.00 895.00
		TOTAL BEFORE DISCOUNTS	50,225.00
		EQUIPMENT GROUP SAVINGS	- 860.00
OPTIONAL EQUIPMENT/OTHER 2015 MODEL YEAR WHITE PLATINUM MET TRI-COAT 6-SPEED SELECTSHIFT W/TRL TOW FRONT LICENSE PLATE BRACKET FLOOR MATS, ALL WEATHER 2ND ROW DUAL BUCKET SEATS DUAL-PANEL MOONROOF RF RACK XBAR *DLR INSTLD ACCY TRAILER TOW PACKAGE CLASS III SELECT SHIFT TRANSMISSION FLEXIBLE FUEL	595.00 NO CHARGE NO CHARGE 75.00 695.00 1,595.00 140.00 570.00		

	RAMP ONE		TOTAL MSRP \$49,365.00	
	CO06			
	RAMP TWO	FINAL ASSEMBLY PLANT	This label is affixed pursuant to the Federal Automobile Information Disclosure Act. Gasoline, License, and Title Fees, State and Local taxes are not included. Dealer installed options or accessories are not included unless listed above.	
		CHICAGO		
	METHOD OF TRANSP.	ITEM #: 53-T840 O/T 2		
	CONVOY	FD091 N RB 2X 525 006348 04 09 15		

EPA DOT

Fuel Economy and Environment

E85

Flexible-Fuel Vehicle Gasoline-Ethanol (E85)

Fuel Economy

19

combined city/hwy

17

city

23

highway

5.3

gallons per 100 miles

Standard SUVs range from 13 to 28 MPG. The best vehicle rates 119 MPGe. Values are based on gasoline and do not reflect performance and ratings based on E85 .

You spend

\$2,750

more in fuel costs over 5 years compared to the average new vehicle.

Driving Range

Gasoline: 353 miles

Ethanol (E85): 260 miles

Annual fuel cost

\$2,750

Fuel Economy & Greenhouse Gas Rating (tailpipe only)

Smog Rating (tailpipe only)

110Best


4

110Best

This vehicle emits 470 grams CO₂ per mile. The best emits 0 grams per mile (tailpipe only). Producing and distributing fuel also create emissions; learn more at fueleconomy.gov.




Actual results will vary for many reasons, including driving conditions and how you drive and maintain your vehicle. The average new vehicle gets 24 MPG and costs \$11,000 to fuel over 5 years. Cost estimates are based on 15,000 miles per year at \$3.50 per gallon. This is a dual fueled automobile. MPGe is miles per gasoline gallon equivalent. Vehicle emissions are a significant cause of climate change and smog.

Smartphone QR Code™



fueleconomy.gov

Calculate personalized estimates and compare vehicles



GOVERNMENT 5-STAR SAFETY RATINGS

Overall Vehicle Score

★★★★★

Based on the combined ratings of frontal, side and rollover. Should ONLY be compared to other vehicles of similar size and weight.

Frontal Crash

Driver Passenger

★★★★★

Based on the risk of injury in a frontal impact. Should ONLY be compared to other vehicles of similar size and weight.

Side Crash

Front seat Rear seat

★★★★★


Based on the risk of injury in a side impact.

Rollover


★★★★

Based on the risk of rollover in a single-vehicle crash.

Star ratings range from 1 to 5 stars (★★★★★), with 5 being the highest. Source: National Highway Traffic Safety Administration (NHTSA). www.safercar.gov or 1-888-327-4236




1FM5K8F89FGC63577



Scan this code to experience this vehicle or text 1FFGC63577 to 48028


or Visit ford.com/windowsticker

Standard messaging & data plan rates may apply.



Extended Service Plan

Ford ESP is the only extended service plan honored at every Ford dealership in the U.S. and Canada. See your dealer for additional details or visit www.FordOwner.com for more information.



FORD CREDIT

Choose the vehicle you want. Whether you decide to lease or finance, you'll find the choices that are right for you. See your Ford Dealer for details or visit www.FordCredit.com.

1201504163985